



**ORION**<sup>®</sup>

Alentec & Orion AB SWEDEN


**WE PROVIDE  
SOLUTIONS**

# Garage

Hose Reels



Monitoring Systems



Hose End Controls



Accessories



Mobile Units



Waste Oil Equipment



Service Stands & Towers



Pumps

## WE PROVIDE SOLUTIONS

Alentec & Orion AB has headquarters with development and marketing department as well as a warehouse in Älta, east of Stockholm.

Our main focus is equipment for pumping, measuring and dosing lubricants. We are among the world leaders in this industry. We have a lot of experience with equipment of this type as the company has been active for more than 100 years and since the 1930s with high-pressure lubrication as a focus.

An important part of our product portfolio is our monitoring systems for dosing and registration of fluid dispensing, including connections to customers' ERP systems.

Orion's products are designed to create a functional and attractive workshop for employees and customers.

**The environmental aspect is always an important part of both the planning, installation and service process. For us, it is a matter of course to try to reduce our and our customers' environmental impact. For our operations, we have established a process-based quality and environmental management system, according to the requirements of ISO 9001 for quality management systems and ISO 14001 for environmental management systems.**



<b>1</b>	<b>Grease equipment</b>	<b>9</b>
	Air operated grease pumps and accessories.....	10
	Pump ram systems.....	12
	Hose reels.....	13
	Grease control valves and accessories.....	15
	Mobile grease pumps.....	16
	Hand operated grease pumps.....	19
	Cordless grease pumps.....	22
	Grease nozzles.....	23
	Specialty products.....	24
	Hydraulic grease fittings.....	26
	Installation accessories.....	28
	Accessories.....	29
<b>2</b>	<b>Oil equipment</b>	<b>33</b>
	Air operated oil pumps.....	34
	Installation kits for 227 & 228-series pumps.....	35
	Electric pumps for oil.....	37
	Air operated diaphragm pump.....	37
	Spring operated hose reels.....	38
	Valves and meters.....	40
	Distribution kits.....	41
	Distribution kits for 1.000 l containers.....	42
	Tank kits.....	43
	Mobile oil distributors.....	44
	Mobile oil dispensers.....	45
	Portable oil dispensers, oil bar.....	47
	Hand operated pumps.....	48
	Drum taps, oil cans, measures etc.....	51
	Installation accessories.....	54
<b>3</b>	<b>Waste oil</b>	<b>59</b>
	Air operated suction & waste oil pumps.....	60
	Accessories.....	62
	Vacuum systems.....	63
	Spring operated hose reels for waste oil suction.....	63
	Pit waste oil equipment.....	64
	Pit platform and lift.....	65
	Mobile waste oil units.....	66
	Waste oil equipment.....	68
	Suction units and drain pans.....	70
	Vacuum pump.....	71
<b>4</b>	<b>Air</b>	<b>75</b>
	Spring operated hose reels.....	76
	Air treatment units (FRL).....	78
	Air line accessories.....	79
	Quick-couplings for compressed air.....	80
<b>5</b>	<b>Waterbased fluids/detergents</b>	<b>83</b>
	Air operated liquid pumps.....	84
	Mixing units.....	86
	Spring operated hose reels.....	87
	Hose end controls.....	89
	Spray handles and mobile sprayer.....	90
	Drum pumps, hand operated.....	93
	Drum tap, measures, etc.....	94
	Installation accessories.....	96
<b>6</b>	<b>Diesel</b>	<b>99</b>
	Electric diesel pumps.....	100
	Air operated diaphragm diesel pumps.....	102
	Spring operated hose reels.....	102
	Funnels and jerry cans.....	103

<b>7</b>	<b>AdBlue</b>	<b>105</b>
	AdBlue® electric pumps .....	106
	Air operated AdBlue® pumps .....	107
	Spring operated hose reels .....	109
	AdBlue® nozzles & meters .....	110
	Hand operated drum pump .....	111
	AdBlue® accessories .....	111
<b>8</b>	<b>Hose reels</b>	<b>113</b>
	Hose reels, open .....	114
	Hose reels, enclosed .....	119
	Electric cable reels .....	121
	Hose reel accessories .....	122
<b>9</b>	<b>Hose end control</b>	<b>125</b>
	Grease control valve .....	126
	Water and antifreeze control valves .....	127
	Detergent .....	129
	Blow gun & tyre inflators .....	129
	Diesel nozzles .....	130
	AdBlue® nozzles .....	130
	Oil & glycol control valves .....	131
	Control valves for oil, water, windscreen liquids, etc. ....	132
	Control valve and hose end meter high-flow .....	133
	Mechanical hose end meter .....	134
	Digital hose end meter .....	135
	Accessories for hose end control valves .....	136
	Line meters .....	137
<b>10</b>	<b>Monitoring</b>	<b>139</b>
	NEX·U·® .....	142
	Dosing equipment .....	150
	OriLink® .....	150
	Meter units .....	154
	Monitoring equipment .....	154
	Safety and protection .....	155
<b>11</b>	<b>Drum handling</b>	<b>159</b>
	Trolleys .....	160
	Safety drum trolley .....	161
	Safety pallet .....	162
	Drum lift .....	162
<b>12</b>	<b>Exhaust equipment</b>	<b>165</b>
	Spring operated exhaust reels .....	166
	Electric driven exhaust reels .....	167
	Exhaust hoses .....	169
	Basic exhaust extraction .....	172
	Exhaust rails .....	173
	Exhaust nozzles .....	174
	Starter, control units .....	176
	Extraction arms .....	178
	Fans .....	179
<b>13</b>	<b>Installation equipment</b>	<b>183</b>
	Installation components, oil .....	184
	Installation components, grease .....	185
	Installation components, water based fluids .....	186
	Installation components .....	187
	Tanks and accessories .....	193
<b>14</b>	<b>Sorbents</b>	<b>195</b>
	Sorbents for oil only .....	196
	Universal sorbents .....	197
	Spill rugs heavy duty .....	198

101	27	11639	18	14528	23	18572	30	21574	47	22227	87
102	27	11709	24	14534	23	18573	12	21578	47	22230	85
107	27	11710	21	14535	23	18573	30	21605	53	22230	86
108	27	11711	21	14536	23	18575	12	21605	95	22230	107
109	27	11712	21	14538	23	18575	30	21605	103	22238	85
110	27	11713	19	14560	23	18576	12	21606	53	22238	86
120	27	11714	19	14565	23	18576	30	21606	95	22240	107
121	27	11715	19	14612	15	18577	12	21606	104	22310	37
127	27	11750	20	14612	126	18577	30	21607	53	22310	37
129	27	12121	17	14615	15	18578	12	21607	95	22310	102
143	27	12130	17	14615	126	18578	30	21607	104	22320	60
171	28	12131	17	14626	15	19002	27	21609	53	22325	85
185	27	12134	17	14626	126	19009	27	21609	94	22325	86
208	28	12135	17	14710	15	19100	25	21610	54	22328	85
208ROSTFRI	28	12200	16	14710	126	19101	25	21610	95	22328	86
211	28	12201	16	14713	19	19102	25	21613	52	22330	37
211ROSTFRI	28	12205	16	14713	21	20300	135	21614	52	22330	37
501	26	12210	16	14715	23	20305	40	21615	52	22330	102
502	26	12213	16	14717	21	20305	131	21616	52	22331	85
504	26	12214	16	14720	15	20316	40	21619	70	22331	86
504ROSTFRI	26	12220	16	14720	126	20316	131	21619	94	22332	37
505	26	12221	16	14726	20	20322	135	21625	52	22332	37
505B	26	12225	16	14726	23	20352	135	21625	94	22332	60
505ROSTFRI	26	12230	16	14727	20	20357	40	21626	52	22422	91
507	26	12233	16	14727	22	20357	131	21626	94	22440	35
509	26	12234	17	14730	138	20371	40	21627	52	22441	35
509F	26	12235	17	15125	13	20371	135	21627	94	22442	35
509FROSTFRI	26	12305	16	15125	114	20372	135	21628	54	22443	35
509ROSTFRI	26	12325	16	15212	14	20376	40	21628	95	22450	35
511	26	12512	25	15212	115	20376	131	21629	54	22451	35
512	26	12517	21	15225	14	20377	40	21629	95	22575	60
512ROSTFRI	26	12519	25	15225	115	20377	131	21630	53	22582	71
513K	26	12527	21	15325	14	20391	135	21630	95	22584	71
514	26	12540	10	15325	115	20396	40	21631	53	22585	71
514B	26	12541	10	15436	14	20396	131	21631	95	22586	72
515	26	12542	10	15436	116	20400	136	21632	53	22587	72
515ROSTFRI	26	12650	10	15527	14	20422	40	21632	95	22588	72
516	26	12651	10	15527	117	20422	136	21632	103	22590	73
519	26	12652	10	16004	90	20452	136	21633	53	22760	35
519F	26	12750	10	16004	128	20471	136	21633	95	22762	35
525	26	12751	10	16006	90	20472	136	21634	54	22770	84
535	26	12752	10	16006	128	20491	136	21634	95	22771	84
535F	26	12755	11	16212	14	21012	48	21635	70	22772	84
538	26	12756	11	16212	119	21013	48	21635	94	22775	84
547K	26	12757	11	16225	14	21019	51	21637	52	22776	84
576	26	12820	11	16225	119	21022	49	21637	94	22777	84
577	26	12821	11	16412	15	21023	49	21638	52	22800	34
580	26	12822	11	16412	120	21027	50	21638	94	22802	60
580ROSTFRI	26	12825	11	16425	15	21027	93	21644	53	22805	34
583	26	12830	11	16425	120	21028	50	21644	94	22810	34
584	26	12831	11	18070	16	21028	93	21646	52	22815	34
1421F	92	12832	11	18070	127	21038	49	21647	52	22819	34
1669B	26	12840	11	18071	16	21040	51	21648	52	22820	84
1684B	26	12841	11	18071	127	21040	70	21650	49	22825	84
1697	26	12842	11	18072	16	21044	51	21652	49	22850	34
1698	26	13507	22	18072	127	21044	70	21656	45	22852	34
1822A	28	13517	23	18073	16	21046	51	21657	52	23040	156
1824	28	13523	22	18073	127	21047	50	21657	94	23072	155
2303	92	13524	22	18102	21	21047	93	21658	46	23132	146
3111P	92	13526	22	18103	21	21048	50	21662	49	23132	156
3131P	92	13527	22	18104	21	21048	93	21666	53	23154	146
3132BC	92	13532	22	18105	21	21065	47	21666	94	23154	156
3132NG	92	13534	22	18107	30	21066	47	21667	52	23163	157
3132PG	92	14001	23	18110	30	21067	45	21667	94	23164	153
3132PP	92	14005	24	18111	30	21076	45	21668	52	23165	153
3132PR	92	14006	24	18112	30	21077	45	21668	94	23167	157
3253P	70	14015	23	18122	30	21100	163	21669	52	23168	157
3270PE	92	14016	23	18123	30	21108	163	21669	94	23171	146
3270PP	92	14017	23	18124	30	21110	161	21670	47	23171	156
3275PE	92	14018	23	18125	30	21122	93	21675	104	23183	146
3275PP	92	14019	23	18127	30	21122	111	21676	104	23183	156
3595F	92	14042	21	18129	30	21130	49	21677	104	23187	157
3615F	92	14042	127	18130	30	21131	93	21685	104	23188	157
3658	92	14043	21	18131	30	21131	111	21686	104	23191	146
3965	92	14043	127	18132	30	21132	93	21687	104	23191	156
6027	57	14044	21	18150	31	21200	48	21690	104	23192	146
6027	98	14044	127	18200	13	21200	93	21700	70	23192	156
6321L	92	14044AVLAST	21	18201	28	21200	111	21701	70	23193	146
11001	19	14046	24	18300	12	21205	48	21701	162	23193	156
11002	19	14047	21	18305	13	21210	49	21702	70	23195	156
11003	19	14047	127	18316	30	21210	93	21702	162	23260	151
11004	19	14048	24	18340	12	21211	49	22057	17	23261	151
11005	19	14050	24	18370	12	21211	93	22152	44	23334	153
11015	24	14052	21	18400	13	21215	93	22153	44	23335	153
11025	19	14052	127	18440	13	21220	50	22154	44	23354	153
11027	18	14055	24	18470	13	21220	93	22155	44	23377	153
11028	18	14056	24	18507	29	21221	50	22157	45	23393	178
11030	19	14057	24	18542	29	21221	93	22158	44	23393M50	153
11116	18	14067	24	18543	29	21230	50	22160	45	23393M100	153
11118	18	14068	24	18544	29	21230	93	22161	45	23393M250	153
11205	20	14069	24	18545	29	21232	50	22162	45	23393M500	153
11207	20	14070	23	18546	29	21232	93	22202	85	23400	150
11210	20	14071	24	18547	29	21235	51	22202	86	23401	151
11214	20	14072	24	18548	29	21300	93	22206	85	23402	151
11220	20	14073	24	18561	29	21499	49	22206	86	23403	151
11225	20	14074	24	18565	30	21500	48	22206	107	23404	152
11226	20	14076	24	18566	30	21501	49	22208	85	23405	152
11230	20	14512	23	18569	12	21503	48	22208	86	23407	152
11235	19	14514	23	18569	30	21504	46	22210	37	23408	152
11236	19	14516	23	18570	12	21505	49	22210	37	23409	152
11237	19	14517	23	18570	30	21506	48	22210	102	23411M50	153
11238	19	14519	23	18571	12	21507	45	22211	85	23411M100	153
11239	19	14523	23	18571	30	21509	70	22211	86	23411M250	153
11310	18	14527	30	18572	12	21509	94	22221	87	23411M500	153

23412M50	153	24145	130	25205	115	28291	72	28922	122	42105	78
23412M100	153	24146	110	25232	38	28295	62	29055	41	42105	96
23412M250	153	24146	130	25232	115	28303	96	29055	137	42107	78
23412M500	153	24188	87	25235	38	28304	145	29057	29	42108	78
23414	151	24189	87	25235	115	28304	155	29057	54	42110	78
23415	152	24203	122	25306	115	28306	155	29086	41	42112	78
23417	147	24204	122	25335RF	116	28308	155	29086	98	42115	78
23417	156	24205	122	25336	39	28309	97	29086	137	42120	78
23429	152	24206	122	25336	115	28310	56	29090	41	42121	78
23430	155	24207	122	25406	116	28310	97	29090	98	42123	78
23432	151	24215	62	25436	38	28311	56	29090	137	42124	78
23435	147	24225	91	25436	102	28311	97	29096	41	42125	78
23435	156	24225	129	25436	116	28321	56	29096	98	44465	115
23437	147	24228	97	25455	38	28321	97	29096	137	44503	79
23437	156	24506	51	25455	102	28321	101	29108	65	44503	129
23438	151	24506	94	25455	116	28325	57	29120	57	44504	79
23441	151	24509	47	25507	117	28325	62	29138	69	44504	129
23442	151	24516	47	25510	161	28327	145	29142	162	44507	79
23445	152	24517	52	25537	39	28327	155	29144	162	44508	79
23448	153	24518	91	25537	117	28328	194	29145	162	44515	80
23449	154	24518	129	25556	39	28330	41	29149	162	44516	80
23455	150	24519	133	25556	103	28331	41	29150	194	44521	80
23457	150	24527	133	25556	117	28332	41	29159	162	44523	81
23577	110	24528	133	25559	39	28333	155	29160	162	44525	81
23577	130	24529	133	25559	117	28335	42	29250	162	44526	81
23580	110	24537	133	25565	39	28336	42	29300	62	44527	81
23580	130	24549	65	25565	103	28337	42	29310	68	44528	81
23600	150	24555	65	25565	117	28339	50	29312	64	44531	80
23604	101	24556	132	25606	118	28339	111	29320	68	44635	80
23604	101	24556	135	25608	118	28340	46	29325	68	44635	129
23604	130	24557	132	25638	39	28345	62	29555	102	44640	80
23605	101	24557	135	25638	118	28352	42	29736	63	44640	129
23605	130	24567	40	25656	39	28353	42	29830	138	44660	80
23606	101	24567	133	25656	118	28354	42	29830	154	44660	129
23606	130	24568	40	25657	39	28355	42	29831	138	45135	76
23607	101	24568	133	25657	103	28356	43	29831	154	45135	114
23607	130	24579	52	25657	118	28368	90	34000	196	45222	76
23608	101	24580	51	25665	39	28368	128	34001	196	45222	88
23608	130	24580	94	25665	103	28369	90	34002	196	45222	115
23609	101	24583	57	25665	118	28369	128	34003	196	45225	76
23610	101	24583	97	25805	118	28370	193	34004	196	45225	88
23800	142	24585	133	25885	103	28390	161	34005	196	45225	115
23801	142	24586	133	25885	118	28391	162	34006	196	45235	76
23820	142	24593	52	26016	44	28392	162	34007	55	45235	88
23821	142	24594	52	26205	119	28400	111	34007	197	45235	115
23822	143	24595	52	26232	39	28409	112	34008	55	45335RF	116
23823	143	24596	52	26232	119	28453	90	34008	197	45336	76
23824	144	24599	48	26235	39	28453	128	34100	197	45336	88
23826	145	24599	49	26235	119	28454	90	34101	197	45336	115
23827	145	24621	133	26405	120	28454	128	34102	197	45638	77
23828	145	24626	51	26432	39	28482	161	34103	197	45638	118
23829	144	24627	193	26432	120	28506	55	34104	198	45665	77
23830	144	24628	52	26435	39	28506	96	34106	198	45665	118
23831	142	24629	52	26435	120	28513	79	34107	198	46222	77
23835	144	24661	57	26502	68	28513	193	34108	96	46222	119
23836	143	24662	57	26511	161	28524	55	34108	198	46225	77
23850	142	24665	31	28009	56	28524	96	34109	96	46225	88
23851	142	24679	132	28009	97	28526	160	34110	199	46225	119
23860	143	24680	132	28010	56	28527	160	34120	199	46235	77
23861	143	24715	136	28010	97	28528	160	34121	200	46235	88
23862	143	24756	40	28011	56	28552	55	34452	63	46235	119
23863	143	24756	133	28011	97	28552	96	34462	63	46315	77
23864	143	24757	40	28012	56	28553	55	34464	63	46315	89
23865	143	24757	133	28012	97	28553	96	35241	115	46315	108
23866	143	24759	101	28013	56	28557	160	36241	119	46315	121
23867	143	24759	110	28013	97	28557	160	36441	103	46324	77
23868	143	24759	131	28015	56	28585	54	36441	120	46324	89
23870	145	24778	137	28015	97	28586	29	38013	155	46324	121
23871	145	24779	137	28017	56	28587	54	38041	145	46405	120
23872	145	24792	40	28019	56	28590	29	39004	69	46422	77
23873	145	24792	134	28022	57	28591	29	39049	67	46422	120
23874	145	24793	134	28022	97	28592	54	39068	65	46425	77
23875	145	24797	40	28059	57	28592	96	39073	69	46425	89
23876	145	24797	134	28059	97	28594	54	39075	69	46425	120
23877	145	24891	86	28078	56	28595	54	39076	69	46435	77
23878	145	24957	88	28078	97	28595	96	39077	69	46435	89
23881	145	24957	116	28079	56	28623	55	39079	69	46435	120
23882	146	24960	117	28079	97	28623	98	39080	63	46715	77
23883	146	24965	117	28080	56	28625	55	39081	63	46715	89
23886	146	24971	109	28080	97	28625	98	39405	67	46715	121
23890	146	24971	116	28090	56	28629	55	39406	67	46724	77
23891	146	25016	44	28127	145	28629	98	39407	67	46724	89
23892	146	25050	137	28127	155	28637	55	39408	67	46724	121
24029	91	25051	110	28182	90	28638	55	39417	67	48008	155
24029	129	25051	128	28182	128	28639	97	39430	68	48059	145
24098	91	25051	131	28185	57	28642	55	39505	66	48059	155
24098	129	25051	137	28185	98	28642	98	39506	66	48080	145
24099	91	25052	110	28196	194	28645	160	39507	66	48080	155
24099	129	25052	128	28197	194	28646	160	39508	66	48081	145
24104	194	25052	131	28234	50	28649	97	39517	66	48081	155
24105	89	25052	137	28234	111	28651	160	39552	67	48082	155
24105	127	25055	137	28235	50	28652	160	39560	70	48101	29
24106	89	25057	137	28235	111	28653	160	39570	71	48101	54
24106	127	25060	137	28236	50	28654	107	39710	64	48101	80
24108	91	25060	143	28236	111	28654	108	39711	64	48101	96
24108	129	25061	138	28238	50	28666	163	39715	61	48102	29
24123	136	25061	143	28238	111	28667	160	39800	73	48102	54
24135	47	25062	138	28239	50	28670	55	42009	78	48102	80
24143	89	25062	143	28239	111	28671	55	42103	28	48102	96
24143	128	25065	137	28251	57	28673	55	42103	54	48105	29
24144	89	25065	143	28251	98	28673	98	42103	78	48105	54
24144	128	25105	114	28268	90	28902	122	42103	96	48105	80
24145	110	25135	38	28268	128	28904	122	42104	78	48105	96
24145	128	25135	114	28272	56	28913	122	42105	28	48106	29

48106	54	75015	106	84492	166	88431	177	98876	60	1315627	20
48106	80	75016	106	84495	166	88433	179	99390	64	1315630	18
48106	96	75020	107	84530	173	88440	172	99400	184	1315630	20
48500	81	75050	108	84531	173	88441	172	99401	184	1315630	21
48501	81	75051	108	84532	173	88442	172	99402	184	1315656	18
48502	81	75055	108	84533	173	88445	170	99403	184	1315656	19
48503	81	75056	108	84534	173	88446	170	99404	184	1315656	21
48504	81	75057	108	84535	173	88447	170	99405	184	1315660	19
48510	81	75060	108	84536	173	88450	170	99406	185	1315661	19
48511	81	75100	111	84615	179	88451	170	99407	185	1353201	22
48512	81	75200	110	84620	179	88452	170	99408	187	1353401	22
48520	81	75200	130	84621	179	88453	170	99409	187	1353402	22
48521	81	75201	110	84623	179	88455	170	99410	187	1355020	23
48522	81	75201	130	84624	179	88456	170	99411	187	1355022	23
48530	81	75202	110	84650	167	88457	170	99412	187	1355050	22
48531	81	75202	130	84651	167	88458	170	99413	187	1355060	22
48540	81	75203	110	84652	167	88459	170	99414	193	1385111	19
48541	81	75204	110	84653	167	88460	170	99415	194	1385111	29
48542	81	75204	130	84700	178	88461	170	99416	194	1385112	19
48543	81	75205	110	84701	178	88462	170	99417	185	1485016	29
48550	81	75205	130	84702	178	88463	170	99418	185	1825106	18
48551	81	75210	110	84703	178	88465	171	99419	185	1988211	62
48552	81	75210	130	84704	178	88466	171	99420	186	2026154	28
48553	81	75211	110	84705	178	88467	171	99421	186	2026154	54
48590	81	75211	130	84706	178	88468	171	99422	186	2026154	96
48591	81	75232	109	84707	178	88470	171	99423	186	2085147	72
48592	81	75232	115	84710	178	88471	171	99424	186	2085478	68
48594	81	75235	109	84711	178	88472	171	99425	186	2090151	72
48600	81	75300	112	84720	178	88473	171	99430	43	2125753	54
48601	81	75355	109	84721	178	88475	171	99431	43	2125753	96
48602	81	75355	115	84725	178	88476	171	99600	15	2140102	91
48603	81	76232	109	84726	178	88477	171	99600	126	2145895	133
49010	80	76232	119	84727	178	88478	171	99601	12	2145998	122
52510	37	76235	109	84730	179	88479	171	99602	12	2226155	28
52515	37	76235	119	84731	179	88480	171	99604	12	2226155	54
52520	37	76432	109	85044	122	88481	171	99611	12	2226155	96
52525	37	76432	120	85045	122	88482	171	99612	12	2245997	133
52527	37	76435	109	85046	122	88483	171	99620	35	2246122	132
53611	121	76435	120	85047	122	88485	171	99624	36	2246122	135
53621	107	82004	167	85390	181	88486	171	99625	35	2285343	133
53621	121	83000	176	85391	181	88487	171	99625	84	2285344	133
53631	121	83005	167	88220	171	88488	171	99626	36	2285345	133
53640	121	83015	177	88221	171	88491	172	99626	85	2285346	133
53641	121	83023	178	88222	171	88492	172	99627	36	2285441	133
53650	121	83023	179	88223	171	88493	172	99628	36	2285470	132
53670	121	83130	173	88300	167	88520	175	99629	36	2285470	135
53700	100	84211	173	88301	167	88521	175	99630	85	2285471	132
53701	100	84212	173	88302	167	88522	175	99631	60	2285471	135
53710	100	84213	173	88303	167	88523	175	99632	60	2285472	132
53711	100	84215	174	88305	168	88524	175	99656	37	2285472	135
53712	100	84216	174	88307	168	88554	176	99659	37	2285473	132
53713	100	84225	173	88310	175	88555	175	99662	61	2285473	135
53714	100	84245	177	88311	175	88556	175	99666	38	2285474	132
53720	51	84246	177	88312	175	88565	175	99666	86	2285474	135
53730	100	84247	177	88313	175	88566	175	99666	102	2285475	132
53731	100	84248	177	88314	175	88568	176	99667	38	2285475	135
53736	100	84249	177	88315	174	88569	175	99667	102	2285479	132
53740	100	84250	177	88316	174	88571	172	99668	86	2285479	135
53741	100	84312	177	88317	174	88575	170	99668	107	2295014	61
53762	101	84323	180	88318	174	88576	170	99670	38	2295014	64
53764	101	84325	180	88319	174	88577	170	99675	84	2295014	68
53772	107	84330	180	88320	174	88578	170	99676	85	2295014	72
53774	107	84360	181	88321	174	88579	170	99724	36	2295015	68
54509	47	84361	181	88322	174	88580	170	99725	35	2295016	68
55125	114	84362	181	88323	174	88581	170	99725	84	2295018	64
55225	115	84364	181	88324	174	88583	170	99726	36	2295018	72
55520	106	84370	177	88325	174	88589	169	99726	85	2295104	64
55527	117	84371	177	88326	174	88590	172	99727	36	2295117	68
55530	106	84372	177	88327	174	88591	172	99729	36	2310033	50
55531	106	84374	177	88328	174	88592	172	99730	85	2310033	111
55537	117	84380	181	88329	174	88593	172	99731	60	2310034	50
56225	119	84381	181	88330	169	92093	161	99732	60	2310034	111
56425	120	84382	181	88331	169	92095	43	99762	61	2310035	50
63210	101	84383	181	88333	169	92096	43	99766	38	2310035	111
63215	101	84384	181	88334	169	92124	124	99766	86	2310037	50
64000	65	84385	181	88340	169	92124	124	99766	102	2310037	111
64010	66	84386	181	88341	169	92126	42	99767	38	2310038	50
65135	87	84387	181	88343	169	92126	42	99767	102	2310038	111
65135	114	84388	181	88344	169	92126	55	99768	86	2310039	50
65232	88	84389	181	88350	169	92128	43	99768	107	2310039	111
65232	115	84400	179	88351	169	92128	55	99770	38	2310043	50
65235	88	84402	179	88353	169	92162	124	99775	84	2310043	111
65235	115	84405	179	88354	169	92163	124	99776	85	2310044	50
65335RF	116	84414	179	88360	169	92165	124	301296	78	2310044	111
65455	88	84415	179	88361	169	92166	124	301298	78	2310045	50
65455	109	84416	179	88363	169	92169	124	315790	28	2310045	111
65455	116	84420	173	88364	169	92170	123	315791	28	2326013	62
66232	88	84421	173	88395	176	92173	123	550012	91	2326013	72
66232	119	84422	173	88396	175	92175	123	550012	129	2326260	155
66235	88	84434	172	88397	175	92176	124	737959	64	2330287	146
66235	119	84435	172	88398	175	92177	124	737959	68	2330287	156
66432	89	84436	172	88399	175	92178	124	737959	72	2345386	18
66432	120	84437	172	88400	177	92182	122	1018095	69	2345475	194
66435	89	84438	172	88401	181	92183	122	1018096	69	2345892	57
66435	120	84441	172	88408	177	92185	122	1085076	73	2345893	57
73202	185	84443	172	88409	177	92190	123	1085112	73	2346077	135
73210	107	84465	180	88410	181	92192	123	1115650	19	2346077	136
73215	107	84470	166	88417	168	92193	123	1120510	20	2346078	136
73252	185	84472	166	88421	176	92194	123	1120520	20	2385450	155
73383	185	84480	166	88422	176	92195	123	1120530	20	2390169	62
75000	108	84484	166	88423	176	97719	178	1121020	20	2390178	62
75010	106	84485	166	88424	176	97760	194	1125357	29	2395069	64
75011	106	84486	166	88425	176	97801	153	1125372	29	2395080	64
75012	106	84490	166	88430	179	98876	37	1315625	20	2395140	64



2410046	112	25101495	190	30101093	192	203201205	81
2410561	89	25101498	190	30101102	79	A1184	28
2410561	127	25101513	190	30101102	98	A1186	28
2410564	89	25101519	190	30101102	192	A1188	28
2410564	127	25101768	188	30101111	79	A1190	28
2410661	89	25101771	188	30101111	98	M101FZ	28
2410661	127	25101774	188	30101111	192	M101RO	28
2410664	89	25101780	188	30101117	79	NA7206	26
2410664	127	25101783	188	30101117	98	NA58051	26
2455000	132	25101819	188	30101117	192	ND6151	28
2455000	135	25101864	188	30101123	79	ND6160	28
2468010	40	25101870	188	30101123	98	ND6161	28
2468010	132	25101871	188	30101123	192	ND6172	28
2468011	132	25101897	189	30101129	79	P499	27
2468050	40	25101903	189	30101129	98	P499G	27
2468050	132	25101909	189	30101129	192	SPEC1201	18
2468051	132	25101936	188	30101144	79	SPEC1290	154
2468060	89	25101942	188	30101144	98	SPEC2290	154
2468060	127	25101948	188	30101144	192	SPEC2292	154
2468061	89	25101963	188	30201093	192	SPEC2293	154
2468061	127	25101978	188	30201300	192	SPEC2294	154
2468064	89	25101981	188	30201309	192	SPEC2305	43
2468064	127	25101987	188	30201315	192	SPEC2307	43
2468070	110	25101999	188	30201330	192	SPEC6011	65
2468070	130	25102008	188	30201339	192	SPEC6044	61
2490171	62	25102011	188	30201345	192	SPEC7291	154
2490172	62	25102020	188	30201354	192	SPEC7293	154
2818264	90	25102023	188	30301040	192	SPEC8042	157
2818264	128	25102032	188	30301041	192	SPEC8043	157
4080050	155	25102035	188	35101216	190	SPEC8110	158
4342000	53	25102038	188	35101222	190	SPEC8120	158
7350005	112	25102041	188	35101258	190	SPEC8121	158
7350006	112	25102047	188	35101273	190	TEC500	26
7350008	112	25102053	188	38220406	191		
7350009	112	25102056	188	38220408	191		
7350012	112	25102065	188	38220806	191		
7350013	112	25102068	188	38220808	191		
7350015	112	25102071	188	38220812	128		
7350016	112	25102074	188	38220812	191		
7350020	112	25102077	188	38221208	191		
7350021	112	25102083	188	38221212	191		
8310030	168	25102341	189	38221612	191		
9320119	190	25102344	189	38221616	191		
9320120	42	25102345	189	40801327	160		
10101474	189	25102347	189	55500206	19		
10101498	189	25102350	189	55500304	19		
10101519	189	25102353	189	55500306	19		
10101564	184	25102356	189	70091220	188		
10101564	189	25102359	189	70101207	186		
10101567	189	25102365	189	70101237	185		
10101591	189	25102377	189	70101249	184		
10103064	185	25102383	189	70101249	186		
10103070	184	25102386	189	70101261	185		
10103073	185	25102389	189	70101273	184		
10103079	184	25102392	189	70101303	184		
10103088	184	25102428	189	70101303	185		
10103091	185	25102431	189	70501423	184		
10103250	185	25102434	189	70501423	185		
10103280	185	25102440	189	70501423	186		
10103295	184	25102446	189	72101011	172		
10103325	184	25102450	189	72101021	172		
10103337	185	25102866	190	72101045	172		
10103517	187	25102867	190	72101051	191		
10103520	187	25102869	190	72101063	172		
10103523	187	25102875	190	72101081	112		
10103526	187	25102878	190	72101081	191		
10103529	187	25201057	191	72101087	112		
10103532	187	25201061	191	72101087	191		
10103538	187	25201062	191	72101126	112		
10103544	187	25201177	190	72101126	191		
10103547	187	25201192	190	78020608	192		
10103724	184	25201201	190	78020808	192		
10105941	188	25201204	190	78020812	192		
10105959	188	25201210	190	78020816	192		
10105998	188	25201216	190	78021212	192		
10106001	188	25201219	190	78050812	192		
10106364	185	25201228	190	78070808	192		
10106367	184	25201243	191	78080806	192		
10106370	185	25201252	191	78080808	192		
10106373	184	25201267	191	78310808	192		
10106379	184	25201270	191	78510808	192		
10106382	185	25201273	191	78900808	192		
10106484	185	25201276	191	90101120	184		
10106490	184	25201279	191	90101162	184		
10106493	185	25201282	191	90101192	184		
10106496	184	25201285	191	90201015	186		
10106502	184	25201294	191	90201030	186		
10106505	185	25201297	72	103201004	82		
10201363	186	25201297	191	103201005	82		
10201375	186	25201300	191	103201155	82		
10201441	186	25201303	191	103201204	82		
10201459	186	25205001	82	103201205	82		
10201474	189	30101069	193	103202004	82		
10202275	186	30101081	79	103202005	82		
10202296	186	30101081	98	103202102	82		
10202365	186	30101081	192	103202104	82		
10202377	186	30101084	79	103202105	82		
14095008	112	30101084	98	103205004	82		
14611008	112	30101084	192	103205005	82		
14611012	112	30101087	79	103205152	82		
14611016	112	30101087	98	103205204	82		
25101117	190	30101087	192	103205205	82		
25101126	190	30101093	79	120151920	64		
25101132	190	30101093	98	203201204	81		



# **1 Grease equipment**

Air operated grease pumps and accessories .....	10
Pump ram systems.....	12
Hose reels .....	13
Grease control valves and accessories.....	15
Mobile grease pumps .....	16
Hand operated grease pumps.....	19
Cordless grease pumps.....	22
Grease nozzles.....	23
Specialty products .....	24
Hydraulic grease fittings .....	26
Installation accessories .....	28
Accessories .....	29

## Grease pump, pressure ratio 55:1

Air operated grease pump. For mobile equipment. Bung adapter G 2" included.

### Technical data

<b>Capacity</b>	600 gr/min
<b>Air connection</b>	1/4" (F) BSP
<b>Maximum air pressure</b>	1 (10) MPa (bar)
<b>Recommended air pressure</b>	0,4 (4) - 0,7 (7) MPa (bar)
<b>Outlet</b>	1/4" (F) BSP
<b>Ratio</b>	55:1

Part No	For container	Length
12540	12-20 kg	710 mm
12541	50 kg	925 mm
12542	180 kg	1120 mm



## Grease pump, pressure ratio 60:1

Air operated grease pump. For both mobile and fixed installations. Bung adapter G 2" included.

### Technical data

<b>Capacity</b>	1000 gr/min
<b>Air connection</b>	1/4" (F) BSP
<b>Maximum air pressure</b>	1,0 (10) MPa (bar)
<b>Recommended air pressure</b>	0,4 (4) - 0,7 (7) MPa (bar)
<b>Outlet</b>	3/8" (F) BSP
<b>Ratio</b>	60:1

Part No	For container	Length
12750	12-20 kg	700 mm
12751	50 kg	1000 mm
12752	180 kg	1180 mm



## Divorced grease pumps 60:1

Air operated grease pump with separated air motor from pump tube. Avoids "sticky" grease to enter into the air motor. For both mobile and fixed installations. Bung adapter G 2" included.

### Technical data

<b>Capacity</b>	1000 gr/min
<b>Air connection</b>	1/4" (F) BSP
<b>Maximum air pressure</b>	1,0 (10) MPa (bar)
<b>Recommended air pressure</b>	0,4 (4) - 0,7 (7) MPa (bar)
<b>Outlet</b>	3/8" (F) BSP
<b>Ratio</b>	60:1

Part No	For container	Length
12650	12- 20 kg	890 mm
12651	50 kg	1190 mm
12652	180 kg	1370 mm



## Grease pump, pressure ratio 80:1

Air operated grease pump. For both mobile and fixed installations. Bung adapter G 2" included.

### Technical data

<b>Capacity</b>	730 gr/min
<b>Air connection</b>	1/4" (F) BSP
<b>Maximum air pressure</b>	1,0 (10) MPa (bar)
<b>Recommended air pressure</b>	0,4 (4) - 0,7 (7) MPa (bar)
<b>Outlet</b>	3/8" (F) BSP
<b>Ratio</b>	80:1

Part No	For container	Length
12755	12-20 kg	700 mm
12756	50 kg	1000 mm
12757	180 kg	1180 mm



## Heavy duty grease pumps (4 1/2" air motor)

High capacity heavy duty grease pump for simultaneous fluid distribution to multiple dispense points, or for pumping long distances (up to 100m). Heavy duty pumps should be used together with pump ram system.

### Technical data

<b>Air connection</b>	1/2" (F) BSP
<b>Outlet</b>	1/2" (F) BSP

Part No	For container	Capacity	Maximum air pressure	Ratio
12825	180 kg	16000 gr/min	1,4 (14) MPa (bar)	25:1
12820	Bulk	11000 gr/min	1,4 (14) MPa (bar)	40:1
12822	180 kg	11000 gr/min	1,4 (14) MPa (bar)	40:1
12821	50 kg	11000 gr/min	1,4 (14) MPa (bar)	40:1
12832	180 kg	7500 gr/min	0,7 (7) MPa (bar)	70:1
12831	50 kg	7500 gr/min	0,7 (7) MPa (bar)	70:1
12830	Bulk kg	7500 gr/min	0,7 (7) MPa (bar)	70:1



## Heavy duty grease pumps (6" air motor)

High capacity heavy duty grease pump for simultaneous fluid distribution to multiple dispense points, or for pumping large distances (up to 100m). Heavy duty pumps should be used together with pump ram system.

### Technical data

<b>Air connection</b>	1/2" (F) BSP
<b>Outlet</b>	1/2" (F) BSP

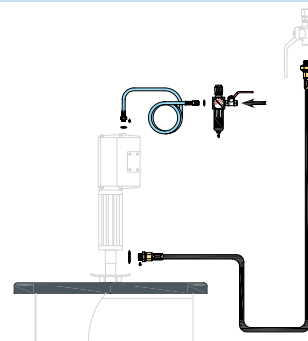
Part No	For container	Capacity	Maximum air pressure	Ratio
12842	180 kg	8000 gr/min	0,7 (7) MPa (bar)	80:1
12840	Bulk	40000 gr/min	0,7 (7) MPa (bar)	12:1
12841	50 kg	8000 gr/min	0,7 (7) MPa (bar)	80:1



## Installation kit for pump in drums

Includes all the necessary components to install an air operated grease pump in a drum and connect to the air supply and distribution pipework. (Pump and follower plate not included).

Part No	Description
99601	Installation kit grease for 180 kg drums. (127 series)
99602	Installation kit grease for 50 kg drums. (127 series)
99604	Installation kit grease for 20 kg drums. (127 series)
99611	Installation kit grease for 180 kg drums. (128 series)
99612	Installation kit grease for 50 kg drums. (128 series)



## Follower plates

Eliminate cavitation and help pump priming. Rubber flange minimises waste by wiping the inner drum wall. Can be used with pump tube diameters 26-42 mm.

Part No	For container	Dimension	Pump
18569	12,5 kg	230-260 mm	127-ser
18570	18-20 kg	265-290 mm	127-ser
18575	25 kg	300-330 mm	127-ser
18571	50 kg	340-360 mm	127-ser
18572	50 kg	365-395 mm	127-ser
18573	180 kg	560-590 mm	127-ser
18576	50 kg	330-370 mm	128-ser
18577	50 kg	360-405 mm	128-ser
18578	180 kg	550-590 mm	128-ser



## Two post ram

Function like a lift, but also exert downward force. Ram air cylinders push pump and follower plate into the fluid. The rams feature two-posts that exert downward force on pump to maintain prime. It also lifts the pump to ease change over of empty fluid containers. Kit includes pump, follower plate and ram.

### Technical data

Length	610 mm
Width	991 mm
Height	1320 - 2500 mm

Part No	Description	For container
18300	Two post ram without pump	185 kg
18340	Two post ram with pump 40:1	185 kg
18370	Two post ram with pump 70:1	185 kg



## Single post ram

Gravity assisted pump ram, the weight of the pump and accessories create a pressure on the grease and aiding pump prime. Ram also lifts pump to ease change over of empty fluid containers. Kit includes pump, follower plate and ram.

### Technical data

Height 1630 - 2630 mm

Part No	Description	For container
18400	One post hoist with follower plate without pump.	-
18440	Single post ram with pump 12822 40:1.	50 kg
18470	Single post ram with pump 12832 70:1.	185 kg



## Pump hoist

Pump hoist for heavy duty pumps, making drum changes faster, easier and safer. The risk of contaminants from the pump being placed on the floor during drum changes is eliminated. The arm can swing freely serving up to three drums. Only for heavy duty pumps with eye bolt.

### Technical data

Height 1630 - 2630 mm

Part No	Description
18305	One post pump hoist



## Pump ram for sticky grease 12-20 kg

Mobile unit designed for use with hard to pump, sticky and high viscosity greases up to NLGI 3. A pneumatic piston elevates the pump for replacing an empty pail. The pneumatic piston also pushes down when the pump is in use.

Part No	Description
18200	Mobile pump hoist 12-20Kg with pump



## Series ORM

Robust open hose reel made of lacquered steel sheet with oil -resistant reinforced hose. Can be equipped with pivotable bracket, article no 28913. For mounting in any position on wall or ceiling. Recommended mounting height, at least 2.5m above floor. For more information, see Chapter 8 hose reels.

Part No	Dimension	Maximum working pressure	Media	Hose length
15125	10 (3/8") mm (inch)	40 (400) MPa (bar)	Grease	15 m



## Series ORS

Open hose reel with low weight made of aluminum with oil -resistant reinforced hose. Can be equipped with pivotable bracket, article no 28913. For mounting in any position on wall or ceiling. Recommended mounting height, at least 2.5m above floor. For more information, see Chapter 8 hose reels.

Part No	Dimension	Maximum working pressure	Media	Hose length
15212	6,25 (1/4") mm (inch)	35 (350) MPa (bar)	Grease	10 m
15225	10 (3/8") mm (inch)	35 (350) MPa (bar)	Grease	15 m



## Series OR

Open hose reel made of lacquered steel sheet with oil -resistant reinforced hose. Can be equipped with pivotable bracket, article no 28902. For mounting in any position on wall or ceiling. Recommended mounting height, at least 2.5m above floor. For more information, see Chapter 8 hose reels.

Part No	Dimension	Maximum working pressure	Media	Hose length
15325	10 (3/8") mm (inch)	40 (400) MPa (bar)	Grease	15 m



## Series LOR

Open hose reel made of lacquered steel sheet with oil -resistant reinforced hose. Can be equipped with pivotable bracket, article no 28904. For mounting in any position on wall or ceiling. Recommended mounting height at least 2.5m above floor. For more information, see Chapter 8 hose reels.

Part No	Dimension	Maximum working pressure	Media	Hose length
15527	10 (3/8") mm (inch)	40 (400) MPa (bar)	Grease	25 m



## Series ORL

Robust open hose reel made of lacquered steel sheet with oil -resistant reinforced hose. Can be equipped with pivotable bracket, article no 28913. For mounting in any position on wall or ceiling. Recommended mounting height, at least 2.5m above floor. For more information, see Chapter 8 hose reels.

Part No	Dimension	Maximum working pressure	Media	Hose length
15436	12,5 (1/2") mm (inch)	27,5 (275) MPa (bar)	Grease	20 m



## Series CRO

Cased hose reel made of aluminum with oil -resistant reinforced hose. Can be equipped with pivotable bracket, article no 28913. For mounting in any position on wall or ceiling. Recommended mounting height at least 2.5m above floor. For more information, see Chapter 8 hose reels.

Part No	Dimension	Maximum working pressure	Media	Hose length
16212	6,35 (1/4") mm (inch)	35 (350) MPa (bar)	Grease	10 m
16225	10 (3/8") mm (inch)	35 (350) MPa (bar)	Grease	15 m





## Series CRK

Cased hose reel made of lacquered steel sheet with oil -resistant reinforced hose. Can be equipped with pivotable bracket, article no 28913. For mounting in any position on wall or ceiling. Recommended mounting height at least 2.5m above floor. For more information, see Chapter 8 hose reels.

Part No	Dimension	Maximum working pressure	Media	Hose length
16412	6,35 (1/4") mm (inch)	35 (350) MPa (bar)	Grease	10 m
16425	10 (3/8") mm (inch)	35 (350) MPa (bar)	Grease	15 m



## Grease control valve

Control valve with outlet tube or hose and hydraulic nozzle.

Part No	Maximum working pressure	Connection
14612	50 (500) MPa (bar)	1/4" (F) BSP
14615	50 (500) MPa (bar)	1/4" (F) BSP
99600	50 (500) MPa (bar)	1/4" (F) BSP

14612



14615



99600



## Grease control valves - high pressure

Pressure can be increased to 80 MPa (800 bar) by pumping the handle. **Note! Do not use with outlet hose.**

Part No	Maximum working pressure	Connection
14626	50 (500) MPa (bar)	1/8" (F) BSP



## Grease meter

Digital grease meter, equipped with current dispense display and resettable and non-resettable totalisors. Digital display powered by two 1,5 V AAA batteries. Accuracy +/- 3 %.

Part No	Capacity	Maximum working pressure	Connection
14720	1000 gr/min	50 (500) MPa (bar)	1/4" (F) BSP
14710	1000 gr/min	50 (500) MPa (bar)	1/8" (F) BSP

14720




14710



## Swivels for grease

Makes it possible to handle grease hoses with ease even at high pressure. For best results use a straight swivel between pump and distribution hose and a Z-swivel between hose and grease control valve.

Part No	Thread	Maximum working pressure
18070	1/4" (F)-(M) BSP	50 (500) MPa (bar)
18071	1/4" (F)-(M) BSP	50 (500) MPa (bar)
18072	1/4" - 1/4"-27 (M) NPT	50 (500) MPa (bar)
18073	1/4" - 1/8" (F)-(M) BSP	50 (500) MPa (bar)



## Mobile grease pumps for 12 to 180 kg drums

Consisting of pump (pressure ratio 60:1 or 80:1), 1/4" quick coupling, drum lid, grease hose, z-swivel and grease control valve.

With 60:1 grease pump capacity appr. 1.000 g/min.

With 80:1 grease pump capacity appr. 730 g/min.

Part No	For container	Ratio	Hose length	Trolley
12200	12-20 kg	60:1	2 m	-
12201	12-20 kg	60:1	2 m	28528
12205	50 kg	60:1	3 m	28528
12305	50 kg	60:1	3 m	28526
12210	180 kg	60:1	3 m	28667
12213	180 kg	60:1	3 m	28645
12214	180 kg	60:1	10m hose reel	28645
12220	12-20 kg	80:1	2 m	-
12221	12-20 kg	80:1	2 m	28528
12225	50 kg	80:1	3 m	28528
12325	50 kg	80:1	3 m	28526
12230	185 kg	80:1	3 m	28667
12233	185 kg	80:1	3 m	28645



## Mobile pump for chassis lube

Complete unit for 185 kg drum. Consisting of pump 22762, pressure ratio 15:1, 1/2"-hose (4 m) with quick coupling for transferring grease to vehicle chassis lube containers. Delivered with trolley for 185 kg drum, drum cover and follower plate.

### Part No

22057



## Mobile grease pumps for 12-20 kg and 50 kg drums

Consisting of a pump (pressure ratio 55:1) capacity approx. 600 g/minute, 1/4" quick coupling, drum lid, grease hose, z-swivel and grease control valve.

Part No	For container	Ratio	Hose length	Trolley
12130	12-20 kg	55:1	2 m	-
12121	12-20 kg	55:1	2 m	28528
12131	50 kg	55:1	3 m	28528
12134	12-20 kg	55:1	2 m	25510
12135	50 kg	55:1	3 m	26511

12130

12121



12134

12135



## Mobile grease pumps, "de-luxe", for 12-20 kg and 50 kg drums

Consists of a pump fitted to the lid of a protective container, incl. air coupling, grease hose, z-swivel and grease control valve. The container is mounted on a trolley fitted with four wheels.

Part No	For container	Ratio	Hose length	Trolley
12234	12-20 kg	60:1	2 m	25510
12235	50 kg	60:1	3 m	25611

12235

12234



## Empty packaging

Part No	Description
1825106	Bucket 20 kg (Ø295mm x 375mm).
2345386	Empty container 60L (Ø365mm x 680mm)

## Filler kit for screw-in type cartridges and lever grease guns

Adapter kit to use a single grease pump for normal greasing using a grease hose and grease control valve, as well as filling up screw-in type cartridges and grease guns directly using loader nipples. Includes adapter for screw-in type cartridges, dust cover and loader nipples. Empty cartridges sold separately.

Part No	Description
SPEC1201	Filler kit for screw-in type cartridges and lever grease guns
1315630	Empty screw-in cartridge
1315656	Dust cover for 14713



## Portable grease pump

Portable grease pump, complete with hose and hydraulic coupling.

Part No	Capacity	Dimension	Maximum pressure	Volume
11027	7,5 gr/stroke	490x240x630 mm	35 (350) MPa (bar)	16 kg
11028	10-20 gr/stroke	380x170x620 mm	35 (350) MPa (bar)	16 kg
11639	30 gr/stroke	490x240x639 mm	15 (150) MPa (bar)	16 kg



## High pressure grease pump

Pump mounts directly to a standard grease drum. Handle, drum lid, high pressure hose, outlet tube and hydraulic coupling included.

Part No	Capacity	Dimension	Maximum pressure
11116	2 gr/stroke	Ø 265-310 mm	35 (350) MPa (bar)
11118	2 gr/stroke	Ø 285-330 mm	35 (350) MPa (bar)



## Foot operated grease pump

Heavy duty, durable and compact. Grease hose (1,5 metres) and hydraulic nozzle included.

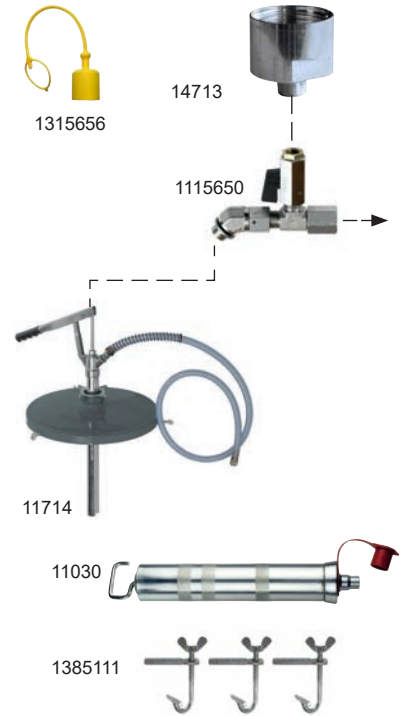
Part No	Capacity	Maximum pressure	Volume
11310	2 gr/stroke	50 (500) MPa (bar)	5 kg



## Grease reservoir filler pump

Medium pressure pump with 1,5 m hose for centralised grease reservoir filling. Quick connectors ordered separately.

Part No	Description	For container	Dimension
11713	Loader pump for grease 12-18 kg drums.	12-18 kg	265- 310 mm
11714	Loader pump for grease 20 kg drums	20 kg	285-330 mm
11715	Loader pump for grease 50 kg drums	50 kg	350-395 mm
1115650	T-adapter connection kit for filler pumps for 11713-15		
14713	Filling adapter for screw-in type cartridges		
1315656	Dust cover for 14713		
55500304	Quick release coupler female G1/4"(f) 35 Mpa		
55500306	Quick release coupler female G3/8"(f) 35 Mpa		
55500206	Quick release nipple male G3/8"(f) 31,5 Mpa		
11030	Filler pump for 400/500g cartridges		
1315660	Adapter for 11030 M20 x 1,5 (m)		
1315661	Adapter for 11030 M20 x 1,5 (m)		
1385111	T-screw kit for plastic buckets ( 20 kgs).		



## Heavy duty grease reservoir filler pump

For loading bulk grease into chassi systems with 1,5 m hose, follower plate, drum lid and quick connector for centralised grease reservoir filling. Capacity 50 gr/stroke.

Part No	Description	For container	Dimension
11238	Loader pump for grease reservoir 5 kg drums	5 kg	192-215 mm
11237	Loader pump for grease reservoir 15-18 kg drums	15-18 kg	240-300 mm
11235	Loader pump for grease reservoir 20 kg drums	20 kg	
11239	Loader pump for grease reservoir 25 kg drums	25 kg	312-342 mm
11236	Loader pump for grease reservoir 50 kg drums	50 kg	365-415 mm
1385112	T-screw kit for plastic buckets (20 kgs) for 1123X		



## Hand operated grease pump

Simple hand pump. The nozzle is pressed against the fitting. Made of zinc coated steel with plastic lid. Max. pressure 25 MPa (250 bar), capacity 0,6 cm<sup>3</sup>/stroke.

Part No	Type	Dimension	Volume
11001	Funnel/hydraulic nozzle	Ø 30 x 115 mm	60 cm <sup>3</sup>
11002	Pointed nozzle	Ø 30 x 115 mm	60 cm <sup>3</sup>
11003	Funnel nozzle	Ø 40 x 240 mm	150 cm <sup>3</sup>
11004	Pointed nozzle	Ø 40 x 240 mm	150 cm <sup>3</sup>
11005	Hydraulic nozzle	Ø 40 x 240 mm	150 cm <sup>3</sup>
11025	Funnel/hydraulic nozzle	Ø 30 x 115 mm	60 cm <sup>3</sup>



## Lever grease pump

For use either with bulk grease (filled by hand or by loader pump) or the international 400 g lubricant cartridge, Ø 53 x 237 mm. Outlet tube with hydraulic coupling included.

Part No	Description	Capacity	Maximum pressure
11205	Lever grease pump. Standard.	0,8 gr/stroke	35 (350) MPa (bar)
1120510	11205 with 200 mm grease hose - part.no 14042	0,8 gr/stroke	35 (350) MPa (bar)
1120520	11205 with 300 mm grease hose - part.no 14043	0,8 gr/stroke	35 (350) MPa (bar)
1120530	11205 with 450 mm grease hose - part.no 14044	0,8 gr/stroke	35 (350) MPa (bar)
11214	Lever grease pump. With large container (1000 cm <sup>3</sup> ),	0,8 gr/stroke	35 (350) MPa (bar)
14726	Adapter for lever grease pumps for using MLS threaded cartridges		
1315630	Empty screw-in cartridge		
11210	Lever grease pump. Industry.	0,8 gr/stroke	70 (700) MPa (bar)
1121020	Lever grease pump. Industrial with outlet hose 300mm.	0,8 gr/stroke	70 (700) MPa (bar)
11750	Lever grease pump. Heavy duty industrial version with outlet hose.	0,8 gr/stroke	75 (750) MPa (bar)
11207	Lever grease pump." Speedy Grease" with magnet	2,5 gr/stroke	80 (800) MPa (bar)
1315625	Follower plates, 24 pcs for 11207 Speedy Grease.		
1315627	Screw cartridge adapter 11205/07/10/50		
11220	Lever grease pump. Heavy duty	1,3 gr/stroke	70 (700) MPa (bar)
14727	Adapter for lever grease pumps for using MLS threaded cartridges		
11230	Lever grease pump. Extra heavy duty.	1,1-1,7 gr/stroke	70 (700) MPa (bar)




11205



11214



11210



11750



11207



11220



11230

## Lever grease pump (single hand operation)

Grease gun, operated by one hand, for use with either bulk grease (filled by hand or by loader pump) or the international 400 g lubricant cartridge, Ø 53 x 237 mm (Ø 2 3/32" x 9 1/3"). Outlet tube with hydraulic coupling (4 jaws, Ø 14 mm) included.

Part No	Capacity	Maximum pressure
11226	0,7 gr/stroke	45,5 (455) MPa (bar)
11225	0,8 gr/stroke	45,5 (455) MPa (bar)



11225

11226

## Air operated grease pump

Complete with air bleeder valve and connection thread for loader fitting (part No 18002), outlet with nozzle (4 jaws, Ø14 mm). Each operation of the trigger delivers approx. 1 cm<sup>3</sup> of grease. Pressure ratio 60:1.

Part No	Capacity	Maximum pressure	Volume
12517	1 cm <sup>3</sup>	1 (10) MPa (bar)	500 cm <sup>3</sup>
12527	1 cm <sup>3</sup>	1 (10) MPa (bar)	1000 cm <sup>3</sup>



## Grease outlet hoses

High pressure hose, 4,8 mm i.d. nitrile rubber with one polyester braid PN 40 MPa (400 bar) and swaged couplings.

Part No	Thread	Length
14042	1/8" (M) BSPT	200 mm
14043	1/8" (M) BSPT	300 mm
14044	1/8" (M) BSPT	450 mm
14044AVLAST	1/8" (M) BSPT	450 mm
14047	1/8" (M) BSPT	1000 mm
14052	1/8" (M) BSPT	2500 mm



## Loader pump for grease pumps

For loading bulk grease into lever or air operated grease guns. Capacity 50 gr/stroke. Included loader nipples for Ø 9 and Ø 12 mm.


Part No	Description	Dimension
11710	Loader pump for grease 12- 18 kg	Ø265-310 mm
11711	Loader pump for grease 20 kg	Ø285- 330 mm
11712	Loader pump for grease 50 kg drums.	Ø350- 395 mm
14713	Filling adapter for screw-in type cartridges	
1315630	Empty screw-in cartridge	
1315656	Dust cover for 14713	



## Loader nipple

For loading bulk grease into 11200 and 12500-series pumps with a loader pump.

Part No	Dimension	Connection
18102	Ø12,5 mm	1/8" (M) BSP
18103	Ø12,5 mm	1/4" (M) BSP
18104	Ø9 mm	1/8" (M) BSP
18105	Ø9 mm	1/4" (M) BSP



## Magnet holder for lever grease pump

Part No	Description
14717	Magnetic holder for grease guns



## Cordless grease pump, 20V Li-Ion, heavy duty

For use with either bulk grease (filled by hand or by loader pump) or the international 400 g lubricant cartridge, Ø 53 x 237 mm. High pressure delivery up to 50 MPa (500 bar) and 100 / 160 gr/min., has a capacity to deliver 40 cartridges per battery charge (4,0 Ah). Supplied with one Li-Ion high capacity 20 V battery, fast charger, 1 metre high pressure flexible hose with hydraulic coupler, bleeder valve and loader nipple. A built in display shows remaining grease level, battery level and how much grease has been dispensed. Built-in LED flashlight. All delivered in a heavy duty carrying case.



Part No	Description	Capacity	Maximum pressure
13534	Battery powered grease gun 20V 4,0 Ah	100 / 160 gr/min	50 (500) MPa (bar)
13532	Battery powered grease gun 20V 2,0 Ah	100 / 160 gr/min	50 (500) MPa (bar)
1353401	20V Battery for 13523		
1353201	20V Battery for 13532		
1353402	Charger 230V for 13532 & 13534		

## Cordless grease pump, 14,4V Li-Ion

For use with either bulk grease (filled by hand or by loader pump) or the international 400 g lubricant cartridge, Ø 53 x 237 mm. High pressure delivery up to 69 MPa (690 bar) and 160 gr/min., has a capacity to deliver 17 cartridges per battery charge. Supplied with one Li-Ion high-capacity 14,4 V battery, fast charger, 1 metre high pressure flexible hose with hydraulic coupler, bleeder valve and loader nipple. All delivered in a heavy duty carrying case.



Part No	Capacity	Maximum pressure
13507	150 gr/min	45 (450) MPa (bar)

## Cordless grease pump, 20V Li-Ion

For use with either bulk grease (filled by hand or by loader pump) or the international 400 g lubricant cartridge, Ø 53 x 237 mm. High pressure delivery up to 69 MPa (690 bar) and 113 / 170 gr/min., has a capacity to deliver 15 cartridges per battery charge. Supplied with one Li-Ion highcapacity 20 V battery, fast charger, 1 metre high pressure flexible hose with hydraulic coupler, bleeder valve and loader nipple. A built in display shows remaining grease level, battery level and how much grease has been dispensed. Built-in LED flashlight. All delivered in a heavy duty carrying case.



Part No	Description	Capacity	Maximum pressure
13523	Cordless grease pump heavy duty 20V 2,5Ah Li-Ion	113/170 gr/min	69 (690) MPa (bar)
13524	Cordless grease pump heavy duty 20V 2x 2,5Ah Li-Ion	113/170 gr/min	69 (690) MPa (bar)
13526	Cordless grease pump heavy duty 20V 4,0Ah Li-Ion	113/170 gr/min	69 (690) MPa (bar)
13527	Cordless grease pump heavy duty 20V 2x 4Ah Li-Ion	113/170 gr/min	69 (690) MPa (bar)
1355050	20V Battery 4Ah for 13523, 24, 26, 27.		
1355060	Battery charger 230V for 14,4, 20V Li-Ion batteries		
14727	Adapter for lever grease pumps for using MLS threaded cartridges		



## Cordless grease pump, 18V Li-Ion

For use with either bulk grease (filled by hand or by loader pump) or the international 400 g lubricant cartridge, Ø 53 x 237 mm. High pressure delivery up to 45 MPa (450 bar) and 160 gr/min., has a capacity to deliver 5 cartridges per battery charge. Supplied with one high-capacity (Li-Ion) 18 V battery, fast charger, 1 metre high pressure flexible hose with hydraulic coupler, bleeder valve and loader nipple. All delivered in a heavy duty carrying case.

Part No	Description	Capacity	Maximum pressure
13517	Cordless grease pump heavy duty 18V Li-Ion	160 gr/min	45 (450) MPa (bar)
1355020	Battery Li-Ion for 13517 18V		
1355022	Battery charger 220-240V Li-Ion for 13516/13517		
14726	Adapter for lever grease pumps for using MLS threaded cartridges		



## Adapter for accordion cartridge

Part No	Fits
14534	13517
14535	11220, 11230, 11225
14536	11207
14538	13507, 13523, 13524, 13526, 13527



## Grease outlet tube

Grease pump outlet tubes. Connection thread: G1/8" (m).

Part No	Dimension	Thread	Nozzle
14715	Ø10 mm	1/8" (M)-(M) BSP	-
14517	Ø15 mm	1/8" (F) BSP	14512
14519	Ø18 mm	1/8" (F) BSP	14514



## Hydraulic nozzle

Connection thread on all nozzles G1/8" (f).

Part No	Description	Dimension	Jaws
14512	Hydraulic nozzle with connection thread G1/8" (f) Ø15 mm 4 jaws.	Ø15 mm	4 pce
14516	Hydraulic nozzle with non return valve G1/8" (f) Ø15 mm 4 jaws.	Ø15 mm	4 pce
14514	Hydraulic nozzle G1/8"(f) Ø18 mm 3 jaws.	Ø18 mm	3 pce
14560	Hydraulic nozzle G1/8" (f) Ø14mm 3 jaws.	Ø14 mm	3 pce
14565	Hydraulic nozzle, lock-on G1/8" Ø14 mm - quick release	Ø14 mm	
14001	Hydraulic nozzle G1/8" (f) Ø18mm 3 jaws, adjustable 360°	Ø18 mm	3 pce
14523	Relief valve for relieving of locked nozzles, 90°		
14528	Relief valve for relieving of locked nozzles, straight		



## Slip-sleeve connectors

For easy change of different nozzles.

Part No	Connection
14015	1/8" (M) BSP
14016	1/8" (F) BSP
14017	Ø10 mm
14018	90° 14512
14019	90° 14514
14070	45 mm Pointed nozzle



## Slip-sleeve, needle nozzles

For connection to nozzle 14512 or 14560.

14071 14072 14073 14074 14076


Part No	Description	Length
14071	Slip-Sleeve connector needle nozzle Ø 6 mm.	33 mm
14072	Slip-Sleeve connector needle nozzle Ø 6 mm 45°	33 mm
14073	Slip-Sleeve connector needle nozzle Ø 1,5 mm	45 mm
14074	Slip-Sleeve connector needle nozzle Ø 2 mm.	45 mm
14076	Slip-Sleeve connectors 4 different in a plastic box.	



## Needle nozzles

Connects with G1/8" (f) to a hose or a rigid tube.

Part No	Description
14067	Needle nozzle with protection G1/8"(f).
14068	Needle nozzle with rubber tip G1/8"(f).
14069	Needle nozzle G1/8"(f).



## Button head nozzles

Connects with G1/8" (f) to a hose or a rigid tube.

Part No	Seals	For grease fitting	Height
14048	Metal	Ø16 / 15 mm 6-hex mm	20 mm
14046	Metal	Ø16 / 15 mm 6-hex mm	17 mm
14055	Rubber	Ø16/ 15 mm 6-hex mm	22 mm
14050	Rubber	Ø22 mm	28 mm
14056	Rubber	Ø22 mm	44 mm
14057	Metal	Ø22 mm	21 mm



## LUB nozzles

Connects with G1/8"(f) to a rigid tube.

Part No	Description
14005	LUB-nozzle connects with G1/8"(f) to a rigid tube. Zerk
14006	LUB-Nozzle connects with G1/8"(f) to a rigid tube. Flush



## The grease joint rejuvenator

Simply fill the tool with a light oil and with a few taps the joint will open. The grease joint rejuvenator will allow a clogged grease fitting and / or joint to take on grease by injecting a light viscosity oil into the grease joint via the grease fitting, thus breaking up and removing any dirt, rust or debris. The purpose of this tool is to free up the joint and the fitting enabling them to be greased. When using the tool, be sure to bleed any air out that may be trapped in the tool body. Once the tool is installed onto the grease fitting, only a tapping of the piston is required to open a joint.

Part No	Description
11015	Grease joint rejuvenator.



## Bearing packer

This unit removes old grease from the race and cage of roller or ball bearings and re-packs them with fresh grease. Includes a protective cover to keep dirt out when not in use and has mounting holes for attaching it to a workbench.

Part No
11709



## Grease spray unit

Air pressure operated grease spray unit for spraying grease directly from screw type cartridges. The unit delivers a constant quantity as long as the trigger is pulled. Flat or round spray pattern can be adjusted. Includes quick connector that fits Cejn 320 or Tema 1600. Applications: Spraying grease onto chains, wire ropes, open gears, slide ways, telescopic booms, etc.



Part No	Maximum air pressure
12519	0,3-0,5 (3-5) MPa (bar)

## Grease spray valve

Grease control valve with air connection for application of grease on larger surfaces. Grease and air hose included. The air mixture can be adjusted using a needle valve.



Part No	Air connection	Hose length	Connection
12512	1/4" (M) BSP	3m Grease	3/8" (M) BSP

## Thread gauge

Thread gauge for grease fittings.

Part No	Description
19100	Thread gauge BSP
19101	Thread gauge NPT
19102	Thread gauge M



## Hydraulic grease fittings

Manufactured according to DIN 71412.

Material: Zinc coated steel, hardened head.

Stainless Steel equivalent to SS 2346 (AISI303).

Principal: Jaws grip the fitting head, metallic seal (rubber on certain models). The nozzle is twisted off the fitting when greasing is complete.



509 / 509F


547K

525

Part No	Description
509F	Grease fitting, R1/8", straight
509FROSTFRI	Grease fitting, R1/8", straight, stainless steel
509	Grease fitting, 1/8"NPT, straight
509ROSTFRI	Grease fitting, 1/8"NPTF, straight, stainless steel
1669B	Grease fitting, 1/8" NPTF
1684B	Grease fitting, 1/8" NPTF, length 54mm
512	Grease fitting, G1/4", straight
512ROSTFRI	Grease fitting, G1/4", straight, stainless steel
515	Grease fitting, G3/8", straight
504	Grease fitting, M6X1, straight
504ROSTFRI	Grease fitting, M6X1, straight, stainless steel
1697	Grease fitting, M6X1, length 19mm
505	Grease fitting, M8X1, straight
505ROSTFRI	Grease fitting, M8X1, straight, stainless steel
507	Grease fitting, M8X1,25, straight
580	Grease fitting, M10X1, straight
580ROSTFRI	Grease fitting, M10X1, straight, stainless steel
516	Grease fitting, W1/4", straight
511	Grease fitting, W3/8", straight
513K	Grease fitting, 1/4"-28 SAE-LT, straight
1698	Grease fitting, 1/4"-28 SAE, length 21mm
TEC500	Grease fitting, Ø6mm, drive fitting
501	Grease fitting, Ø8 mm, drive fitting
502	Grease fitting, Ø 5/16", drive fitting
519F	Grease fitting, R1/8", 45°
519	Grease fitting, 1/8" NPTF, 45°
NA58051	Grease fitting, G1/4", 45°
NA7206	Grease fitting, M6X1, 45°
505B	Grease fitting, M8X1, 45°
515ROSTFRI	Grease fitting, M8X1 45°, stainless steel
514B	Grease fitting, M8X1,25, 45°
584	Grease fitting, M10X1, 45°
547K	Grease fitting, 1/4"-28 SAE-LT, 45°
535F	Grease fitting, R1/8", 90°
535	Grease fitting, 1/8" NPTF, 90°
538	Grease fitting, G1/4", 90°
576	Grease fitting, M6X1, 90°
577	Grease fitting, M8X1, 90°
514	Grease fitting, M8X1,25, 90°
583	Grease fitting, M10X1, 90°
525	Grease fitting, 1/4"-28 SAE-LT, 90°, Long

## Grease fitting selection

Part No	Description
19002	Assortment box with the 17 most commonly used hydraulic fittings. Contains an assortment of G1/4", G1/8", G3/8", M10x1, M8x1 and M6x1, in 45° and 90° design, in all a total of 350 fittings. The box is made of crush proof plastic.
19009	Contains an assortment of M6x1, M8x1,25, M10x1 and G 1/8" in straight, 45° and 90° design, in all a total of 140 fittings. The box is made of plastic with 12 different compartments.



## Protection cover for grease fittings

Protects hydraulic grease fittings from ingress of dirt.

Part No	Description
P499	Protection cover (red) for grease fittings.
P499G	Protection cover (yellow) for grease fittings.



## LUB grease fittings

Material: Zinc coated steel.

Principal: The pump nozzle is pressed against the fitting, metallic seal.


Part No	Description
109	LUB grease fitting, R1/8", straight
127	LUB grease fitting, G1/8" straight
129	LUB grease fitting, G1/4", straight
185	LUB grease fitting M6X1 straight
107	LUB grease fitting M8X1,25 straight
108	LUB grease fitting M10X1, straight
110	LUB grease fitting, W5/16", straight
101	LUB grease fitting, ø6 mm, straight drive
121	LUB grease fitting, Ø6 mm, straight drive
102	LUB grease fitting, ø8 mm, straight drive
120	LUB grease fitting, Ø8 mm, straight drive
143	LUB grease fitting 450 G1/8" flush



## Button head fittings

Material: Zinc coated steel / stainless steel equivalent to SS 2346 (AISI303).

Principal: The nozzle grips the flange of the fitting when slid or pushed on, metallic or rubber seal.




Part No	Description
1824	Button head fitting G1/4" Ø22mm
ND6151	Button head fitting G3/8", Ø 22 mm
1822A	Button head fitting 3/8"NPTF Ø22mm
18201	Button head fitting 1/2"NPTF Ø22mm
ND6172	Button head fitting G1/8", Ø 16 mm
A1184	Button head fitting short 1/8"NPTF Ø16mm
ND6160	Button head fitting G1/4", Ø 16 mm
ND6161	Button head fitting G3/8", Ø 16 mm
A1186	Button head fitting 1/4" NPTF Ø16mm
A1188	Button head fitting 3/8" NPTF Ø16mm
A1190	Button head fitting 1/2" NPTF Ø16mm
M101FZ	Button head fitting M10X1 Ø16
M101RO	Button head fitting M10X1 Ø16mm stainless steel
208	Button head fitting 15mm hexagon G1/8".
208ROSTFRI	Button head fitting 15mm hexagon G1/8"
211	Button head fitting 15mm hexagon G1/4"
211ROSTFRI	Button head fitting 15mm hexagon G1/4".

## Extension

Makes it possible to extend a lubricant fitting for ease of lubrication.


Part No	Thread
171	1/8" -1/8" (F)-(M) BSP



## Fitting tool

All-in-one tool to extract broken fittings, re-thread holes and install new straight and angle-type fittings.

Part No	Description
315790	Fitting tool 1/4"-28 SAE
315791	Fitting tool 1/8" NPT



## Air treatment units

Part No	Description	Type	Connection
42103	FR-Unit with valve 1/4"	42009, 42107, 42110	1/4" (F) BSP
42105	FRL-Unit with valve 1/4"	42107, 42009, 42108, 42110	1/4" (F) BSP
2026154	Bracket		
2226155	Hose Air 0,15Mx1/4"	G1/4"(f)-90°G1/4"(f)	



## Air line hoses

For connection from pipeline to pump. PUR hose max. working pressure 1.5 MPa (15 bar), push-in connectors with male thread.


Part No	Dimension	Thread	Length
48101	8 (5/16") mm (inch)	1/4" - 1/4" (M)-(M) BSP	1,5 m
48102	8 (5/16") mm (inch)	1/4" - 1/4" (M)-(M) BSP	3 m
48105	12 (1/2") mm (inch)	1/2" - 1/2" (M)-(M) BSP	1,5 m
48106	12 (1/2") mm (inch)	1/2" - 1/2" (M)-(M) BSP	3 m



## Inlet strainer

Filter for grease pumps 12750-52, 12755-57, 12560-62. The strainer is mounted directly on to the inlet to prevent any contamination of the grease.

Part No
1125372




## Bung adapters

With split collar. G2" (m) thread for drum or drum covers.

Part No	Pump	Pump tube
28590	12852	Ø 40 mm
28591	12750, 12751, 12752, 12755, 12756, 12557, 12650, 12651, 12652.	Ø 30 mm
28586	12540, 12541, 12542	Ø 26 mm

28586



## Dust cover for drum adapter

Part No	Description
29057	Dust cover for drum adapter

29057




## Drum covers

Made of sheet metal with G2" (f) thread for the pump bung adapter and three retaining screws.

Part No	For container	Dimension	Pump
18544	12,5-20 kg	275-305 mm	127-ser
18545	18-20 kg	290-327 mm	127-ser
18546	50 kg	345-380 mm	127-ser
18543	50 kg	360-405 mm	127-ser
18542	180 kg	560-605 mm	127-ser
18548	50 kg	360-405 mm	128-ser
18547	180 kg	560-605 mm	128-ser

18542

18544




## Drum cover accessories

Part No	Description
1485016	Screw kit drum cover (3 pcs)
1125357	Carrying handle for drum cover 18544.
1385111	T-screw kit for plastic buckets ( 20 kgs).
18507	Grease gun holster for drum lids
18561	Holder for greasegun

1385111



18507



1125357

## Follower plates

Eliminate cavitation and help pump priming. Rubber flange minimises waste by wiping the inner drum wall. Can be used with pump tube diameters 26-42 mm.

Part No	For container	Dimension	Pump
18569	12,5 kg	230-260 mm	127-ser
18570	18-20 kg	265-290 mm	127-ser
18575	25 kg	300-330 mm	127-ser
18571	50 kg	340-360 mm	127-ser
18572	50 kg	365-395 mm	127-ser
18573	180 kg	560-590 mm	127-ser
18576	50 kg	330-370 mm	128-ser
18577	50 kg	360-405 mm	128-ser
18578	180 kg	550-590 mm	128-ser



## Adapter for follower plates

Attaches to the follower plate to further maximise emptying of the grease drum. Fits all follower plates.

Part No	Description
18565	Grease adaptor Ø30 mm
18566	Grease adaptor Ø35 mm
18316	Connecting kit ram for 12821, 12831 & 12841

18565



## Grease line filter

For installation in grease distribution pipework (grease outlets). Constructed using washers which provide simplified cleaning. The filter withstands high pressure drops which eliminates the risk of damaging the filter when filled with impurities. Check with grease supplier if the grease you are using can be filtered.

Part No	Thread	Maximum pressure	Filtration
14527	3/8" 1/2" 3/4" (M) BSP	50 (500) MPa (bar)	100 µm



## Distribution hoses for grease

High pressure hose, 1/4" i.d., double braided nitrile rubber. Burst pressure min 140 MPa (1400 bar), swaged couplings, connection threads G1/4" (f) swivelling nuts incl. two adapters G1/4" (m) and one bushing G1/4" (f) - G3/8" (m). Other lengths are available upon request.

Part No	Thread	Maximum pressure	Hose length
18122	1/4" 3/8" (F)-(M) BSP	140 (1400) MPa (bar)	2 m
18123	1/4" 3/8" (F)-(M) BSP	140 (1400) MPa (bar)	3 m
18124	1/4" 3/8" (F)-(M) BSP	140 (1400) MPa (bar)	4 m
18125	1/4" 3/8" (F)-(M) BSP	140 (1400) MPa (bar)	5 m
18127	1/4" (F)-(M) BSP	140 (1400) MPa (bar)	7 m
18129	1/4" 3/8" (F)-(M) BSP	140 (1400) MPa (bar)	10 m
18130	1/4" 3/8" (F)-(M) BSP	140 (1400) MPa (bar)	12 m
18131	1/4" 3/8" (F)-(M) BSP	140 (1400) MPa (bar)	15 m
18132	1/4" 3/8" (F)-(M) BSP	140 (1400) MPa (bar)	20 m



## Grease supply hoses

High pressure hose, 3/8" i.d., double wire braided nitrile rubber with swaged couplings and two connection adapters, G3/8" (m). Burst pressure min. 112 MPa (1.120 bar). Other lengths are available upon request.

Part No	Thread	Maximum pressure	Hose length
18107	3/8" (F)-(M) BSP	112 (1120) MPa (bar)	1,5 m
18110	3/8" (F)-(M) BSP	112 (1120) MPa (bar)	4 m
18112	3/8" (F)-(M) BSP	112 (1120) MPa (bar)	6 m
18111	3/8" (F)-(M) BSP	112 (1120) MPa (bar)	2 m





## High volume grease supply hose

Part No	Dimension	Thread	Maximum pressure	Hose length
18150	12,5 (1/2") mm (inch)	1/2" (F)-(M) BSP	112 (1120) MPa (bar)	4 m



## Grease accumulator

A piston accumulator is used in-line in a grease distribution system. It creates a buffer so that when dispensing grease, the flow is smoother and more even and the load on the grease pump is decreased.

Part No	Dimension	Inlet	Volume	Length
24665	Ø115 mm	1/2" (F) BSP	2,0 l	445 mm





## **2 Oil equipment**

Air operated oil pumps.....	34
Installation kits for 227 & 228-series pumps.....	35
Electric pumps for oil .....	37
Air operated diaphragm pump .....	37
Spring operated hose reels .....	38
Valves and meters .....	40
Distribution kits .....	41
Distribution kits for 1.000 l containers.....	42
Tank kits.....	43
Mobile oil distributors.....	44
Mobile oil dispensers .....	45
Portable oil dispensers, oil bar .....	47
Hand operated pumps .....	48
Drum taps, oil cans, measures etc. ....	51
Installation accessories .....	54

## Oil pump, pressure ratio 1:1

Transfer pump for connection to bulk tank or drum. The stub pump version can be wall or floor mounted. Double acting air operated pump for transferring oil and non-corrosive liquids. Includes a bung adapter G2" (m).




### Technical data

<b>Capacity</b>	40 l/min
<b>Air connection</b>	1/4" (F) BSP
<b>Maximum air pressure</b>	1 (10) MPa (bar)
<b>Recommended air pressure</b>	0,3 (3) - 0,5 (5) MPa (bar)
<b>Outlet</b>	3/4" (F) BSP

Part No	Inlet	Pump
22800	1" (F) BSP	Short pump
22805	-	208 l Drum pump

## Oil pump, pressure ratio 3:1

Low pressure pump for smaller oil distribution system and lower viscosity oils. Suitable for connection to a bulk tank or drum. The stub pump version can be wall or floor mounted. Double acting air operated pump for oil and non-corrosive liquids. Includes a bung adapter G2" (m) and a PRV.



### Technical data

<b>Capacity</b>	22 l/min
<b>Air connection</b>	1/4" (F) BSP
<b>Maximum air pressure</b>	1 (10) MPa (bar)
<b>Recommended air pressure</b>	0,3 (3) - 0,5 (5) MPa (bar)
<b>Outlet</b>	3/4" (F) BSP

Part No	Inlet	Pump
22810	3/4" (F) BSP	Short pump
22819	-	60 l Drum pump
22815	-	208 l Drum pump

## Oil pump, pressure ratio 5:1

Medium pressure pump for larger oil distribution system and higher viscosity oils. Suitable for connection to a bulk tank or drum. The stub pump version can be wall or floor mounted. Double acting air operated pump for oil and non-corrosive liquids. Includes a bung adapter G2" (m) and a PRV.



### Technical data

<b>Capacity</b>	38 l/min
<b>Air connection</b>	1/4" (F) BSP
<b>Maximum air pressure</b>	1 (10) MPa (bar)
<b>Recommended air pressure</b>	0,3 (3) - 0,5 (5) MPa (bar)
<b>Outlet</b>	3/4" (F) BSP

Part No	Inlet	Pump
22850	1" (F) BSP	Short pump
22852	-	208 l Drum pump


## Oil pump, pressure ratio 15:1

High pressure oil pump for applications requiring higher pressure and lower flow rates. Suitable for connection to a bulk tank or drum. The stub pump version can be wall or floor mounted. Double acting air operated pump for oil and non-corrosive liquids. Includes a bung adapter G2" (m).

### Technical data

<b>Capacity</b>	15 l/min
<b>Air connection</b>	1/4" (F) BSP
<b>Maximum air pressure</b>	1 (10) MPa (bar)
<b>Recommended air pressure</b>	0,3 (3) - 0,5 (5) MPa (bar)
<b>Outlet</b>	3/4" (F) BSP

Part No	Inlet	Pump
22760	3/4" (F) BSP	Short pump
22762	-	208 l Drum pump



## Oil pump, heavy duty

High pressure oil pump for applications requiring higher pressure and higher flow rates. Suitable for connection to a bulk tank or drum. The pump can be wall or floor mounted. Double acting air operated pump for oil and non-corrosive liquids.

### Technical data

<b>Air connection</b>	1/2" (F) BSP
<b>Inlet</b>	1 1/2" (F) BSP
<b>Outlet</b>	3/4" (F) BSP

Part No	Capacity	Pump	Ratio
22440	120 l/min	Short pump	3:1
22441	100 l/min	Short pump	6:1
22443	68 l/min	Short pump	10:1
22442	68 l/min	208 l Drum pump	10:1
22450	100 l/min	Short pump	6:1
22451	65 l/min	Short pump	12:1



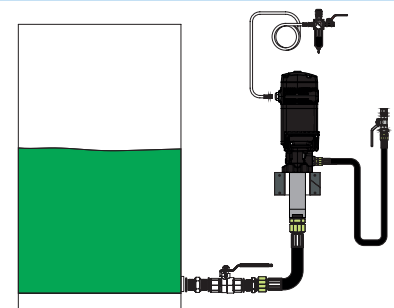
## Installation kit for heavy duty oil pumps

Components for a remote wall mounted air operated oil pump with a suction hose connected to the bottom tank outlet. **Note! Pump not included.**

### Information

Air line hose (48017) 1/2" L= 2 m  
 Outlet hose (28079) 3/4" L= 1,5 m  
 Suction hose (28090) 2" L= 0,7 m

Part No	Description
99620	Installation kit for a remote floor mounted air operated industrial pump. With a suction hose connected to a tank



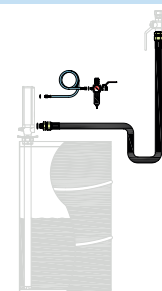
## Drum mounted pump installation kit

Components for a drum mounted air operated pump (208 l drum or tank). **Note! Pump not included.**

### Information

Air line hose L = 1,5 m x 8 mm  
 Fluid line hose L = 1,5 m

Part No	Description
99625	Installation kit for air operated drum pump
99725	Installation kit for air operated drum pump (excl. FRL)



## Wall mounted pump installation kit, drum

Components for an air operated pump, for 208 l drums and 1.000 l IBC containers. **Note! Pump not included, ordered separately.**

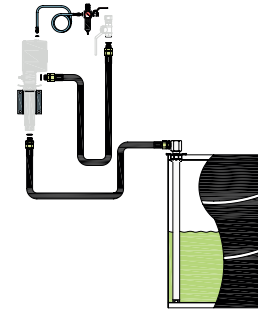
Information

Air line hose L= 1,5 m

Outlet hose L= 1,5 m

Suction hose L= 2 m and suction tube L= 1 m

Part No	Description
99626	Installation kit for a remote wall mounted air operated pump. For drum or IBC
99726	Installation kit for a remote wall mounted air operated pump. For drum or IBC (excl. FRL)



## Wall mounted pump installation kit, tank

Components for a remote wall mounted air operated oil pump with a suction hose connected to the bottom tank outlet. **Note! Pump not included.**

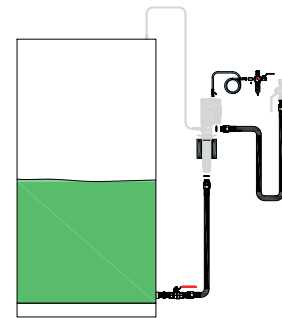
Information

Air line hose (48101) 8 mm L= 1,5 m

Oil line hose (28079) 3/4" L= 1,5 m

Oil suction hose (28078) 1 m hose

Part No	Description
99627	Installation kit for a remote wall mounted air operated pump with a suction hose connected to a tank
99727	Installation kit for a remote wall mounted air operated pump with a suction hose connected to a tank (excl. FRL)



## Floor mounted pump installation kit, tank

Components for a remote floor mounted air operated oil pump with a suction hose connected to the bottom tank outlet. **Note! Pump not included.**

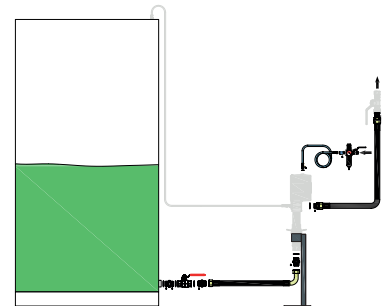
Information

Air line hose (48101) 8 mm L= 1,5 m

Outlet hose (28079) 3/4" L= 1,5 m

Suction hose (28080) 1 m hose

Part No	Description
99628	Installation kit for a remote floor mounted air operated pump with a suction hose connected to a tank



## Wall mounted pump installation kit, top connected tank

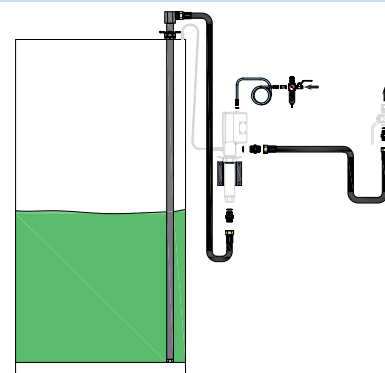
Components for a remote wall mounted air operated oil pump with a tank suction attachment. Maximum tank height 1.7 m.

Information

Air line hose (48001) 1/4" L= 1,5 m

Outlet hose (28079) 3/4" L= 1,5 m

Part No	Description
99629	Installation kit for a remote wall mounted air operated pump with a suction pipe from top of the tank
99729	Installation kit for a remote wall mounted air operated pump with a suction pipe from top of the tank (excl FRL)
99624	Installation kit for a remote wall mounted air operated pump, connected to tank max 3 m high
99724	Installation kit for a remote wall mounted air operated pump, connected to tank max 3 m high (excl FRL)



## Electric pumps for oil

Electric gear pump, with built in by-pass and pressure switch for controlled oil dispensing. The pressure switch switches the pump on/off automatically when the oil valve is open/closed. Opening pressure 6 bar. (only 52510, 52515 and 52520). Inlet: G3/4" (f) Outlet: G1" (f). Voltage: 230 V, 50 Hz. (52525, 52527: G1" In-Out)

### Technical data

<b>Outlet</b>	1" (F) BSP
<b>Voltage</b>	230 V AC

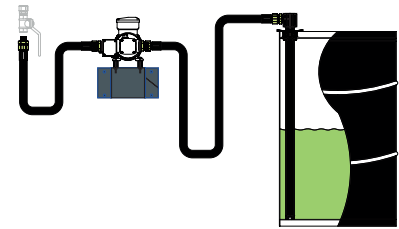
Part No	Capacity	Inlet	Maximum pressure
52510	9,5 l/min	3/4" (F) BSP	2 (20) MPa (bar)
52515	13 l/min	3/4" (F) BSP	2,5 (25) MPa (bar)
52520	9,5 l/min	3/4" (F) BSP	4 (40) MPa (bar)
52525	50 l/min	3/4" (F) BSP	0,8 (8) MPa (bar)
52527	70 l/min	3/4" (F) BSP	0,8 (8) MPa (bar)



## Installation kit for electric pump for oil

Components for an electric oil pump, for 208 l drums and 1.000 l IBC containers. **Note! Pump not included, ordered separately.**

Part No	Description
99656	Installation components for wall-mounted electric pump for drum or IBC with 1,08 m suction tube
99659	Installation components for wall-mounted electric pump for tank with 1,7 m suction tube



## Diaphragm pump 1:1

Transfer pump for connection to bulk tank or drum. Air operated double diaphragm for transferring various fluids.

### Technical data

<b>Air connection</b>	3/8" (F) BSP
<b>Maximum air pressure</b>	0,8 (8) MPa (bar)
<b>Ratio</b>	1:1

Part No	Capacity	Inlet	Outlet
22210	50 l/min	1/2" (F) BSP	1/2" (F) BSP
22310	100 l/min	1" (F) BSP	1" (F) BSP
22332	200 l/min	1" (F) BSP	1" (F) BSP
22330	250 l/min	1 1/2" (F) BSP	1 1/2" (F) BSP



## Material description diaphragm pumps (wetted parts)

Part No	Seals	Material pump body	Material diaphragm	Material balls
22210	FKM / Viton®	Aluminium	TPE / Hytrel®	POM / Acetal
22310	NBR / Buna-N	Aluminium	TPE / Hytrel®	POM / Acetal
22332	NBR / Buna-N	Aluminium	TPE / Hytrel®	POM / Acetal
22330	NBR / Buna-N	Aluminium	TPE / Hytrel®	POM / Acetal

## Magnetic feet with rubber cover

Part No	Description
98876	Magnetic oil resistant feet, rubber covered.



## Installation kit for diaphragm pump

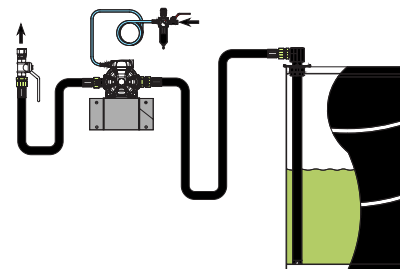
Components for an air operated pump, for 208 l drums and 1.000 l IBC containers. **Note! Pump not included, ordered separately.**

Information

Air line hose L= 1,5 m

Outlet hose L= 1,5 m

Suction hose L= 2 m and suction tube L= 1 m



Part No	Description
99666	Installation kit for wall mounted air operated diaphragm pump 1/2" for drum
99766	Installation kit for wall mounted air operated diaphragm pump 1/2" for drums (excl. FRL)
99667	Installation kit for wall mounted air operated diaphragm pump 1" for drum
99767	Installation kit for wall mounted air operated diaphragm pump 1" for drum (excl. FRL)

## Installation kit for floor mounted diaphragm pump

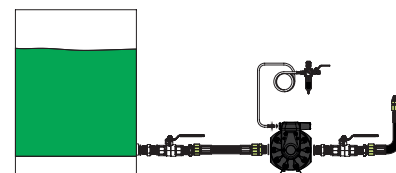
Components for an air operated diaphragm pump for high flowrates. **Note! Pump not included, ordered separately.**

Information

Air line hose (48106) 12 mm L= 3 m

Oil line hose (28090) 2" L= 0,7 m

Suction hose (28090) 2" L= 0,7 m



Part No	Description
99670	Installation kit for floor mounted air operated diaphragm pump 1 1/2" with a suction hose connected to a tank
99770	Installation kit for floor mounted air operated diaphragm pump 1 1/2" with a suction hose connected to a tank (excl. FRL)

## Series ORM

Robust open hose reel made of lacquered steel sheet with oil -resistant reinforced hose. Can be equipped with pivotable bracket, article no 28913. For mounting in any position on wall or ceiling. Recommended mounting height, at least 2.5m above floor. For more information, see Chapter 8 hose reels.

Part No	Dimension	Maximum working pressure	Media	Hose length
25135	12,5 (1/2") mm (inch)	7,5 (75) MPa (bar)	Oil/Air	15 m



## Series ORS

Open hose reel with low weight made of aluminum with oil -resistant reinforced hose. Can be equipped with pivotable bracket, article no 28913. For mounting in any position on wall or ceiling. Recommended mounting height, at least 2.5m above floor. For more information, see Chapter 8 hose reels.

Part No	Dimension	Maximum working pressure	Media	Hose length
25232	12,5 (1/2") mm (inch)	10 (100) MPa (bar)	Oil/Air	10 m
25235	12,5 (1/2") mm (inch)	10 (100) MPa (bar)	Oil/Air	15 m



## Series ORL

Robust open hose reel made of lacquered steel sheet with oil -resistant reinforced hose. Can be equipped with pivotable bracket, article no 28913. For mounting in any position on wall or ceiling. Recommended mounting height, at least 2.5m above floor. For more information, see Chapter 8 hose reels.

Part No	Dimension	Maximum working pressure	Media	Hose length
25436	12,5 (1/2") mm (inch)	7,5 (75) MPa (bar)	Oil/Air/Diesel	20 m
25455	19 (3/4") mm (inch)	7,5 (75) MPa (bar)	Oil/Air/Diesel	15 m





## Series OR

Open hose reel made of lacquered steel sheet with oil -resistant reinforced hose. Can be equipped with pivotable bracket, article no 28902. For mounting in any position on wall or ceiling. Recommended mounting height, at least 2.5m above floor. For more information, see Chapter 8 hose reels.

Part No	Dimension	Maximum working pressure	Media	Hose length
25336	12,5 (1/2") mm (inch)	6,0 (60) MPa (bar)	Oil/Air	20 m



## Series LOR

Open hose reel made of lacquered steel sheet with oil -resistant reinforced hose. Can be equipped with pivotable bracket, article no 28904. For mounting in any position on wall or ceiling. Recommended mounting height at least 2.5m above floor. For more information, see Chapter 8 hose reels.

Part No	Dimension	Maximum working pressure	Media	Hose length
25537	12,5 (1/2") mm (inch)	6,0 (60) MPa (bar)	Oil/Air	25 m
25556	19 (3/4") mm (inch)	6,0 (60) MPa (bar)	Oil/Air/Diesel	20 m
25565	25 (1") mm (inch)	6,0 (60) MPa (bar)	Oil/Air/Diesel	15 m
25559	19 (3/4") mm (inch)	6,0 (60) MPa (bar)	Oil/Glycol	35 m



## Series ORB

Extra robust open hose reel made of lacquered steel sheet with oil -resistant reinforced hose. For mounting in any position on wall, floor or ceiling. Recommended mounting height, at least 2.5m above floor. For more information, see Chapter 8 hose reels.

Part No	Dimension	Maximum working pressure	Media	Hose length
25638	12,5 (1/2") mm (inch)	7,5 (75) MPa (bar)	Oil/Air	30 m
25656	19 (3/4") mm (inch)	7,5 (75) MPa (bar)	Oil/Air	30 m
25657	19 (3/4") mm (inch)	7,5 (75) MPa (bar)	Oil/Air/Diesel	25 m
25665	25 (1") mm (inch)	7,5 (75) MPa (bar)	Oil/Air/Diesel	15 m



## Series CRO

Cased hose reel made of aluminum with oil -resistant reinforced hose. Can be equipped with pivotable bracket, article no 28913. For mounting in any position on wall or ceiling. Recommended mounting height at least 2.5m above floor. For more information, see Chapter 8 hose reels.

Part No	Dimension	Maximum working pressure	Media	Hose length
26232	12,5 (1/2") mm (inch)	10 (100) MPa (bar)	Oil/Air	10 m
26235	12,5 (1/2") mm (inch)	10 (100) MPa (bar)	Oil/Air	15 m



## Series CRK

Cased hose reel made of lacquered steel sheet with oil -resistant reinforced hose. Can be equipped with pivotable bracket, article no 28913. For mounting in any position on wall or ceiling. Recommended mounting height at least 2.5m above floor. For more information, see Chapter 8 hose reels.

Part No	Dimension	Maximum working pressure	Media	Hose length
26432	12,5 (1/2") mm (inch)	9 (90) MPa (bar)	Oil/Air	10 m
26435	12,5 (1/2") mm (inch)	9 (90) MPa (bar)	Oil/Air	15 m



## Meters, mechanical or digital

### Technical data

Connection 1/2" (F) BSP

Part No	Description	Capacity	Maximum working pressure
24792	Mechanical hose end meter with outlet hose and automatic non-drip	2 - 20 l/min	10 (100) MPa (bar)
20371	Digital hose end meter with 90° hose, automatic non-drip	1 - 20 l/min	7,0 (70) MPa (bar)



## Pre-set meters, mechanical or digital

### Technical data

Connection 1/2" (F) BSP

Part No	Description	Capacity	Maximum working pressure
24797	Mechanical pre-set hose end meter with rigid outlet tube	2 - 30 l/min	10 (100) MPa (bar)
20422	Digital hand meter pre-set with malleable hose, manual non-drip	0,8-30 l/min	10,0 (100) MPa (bar)



## Oil control valves, aluminium

Control valves made of aluminum with large flow capacity. Ball bearing swivel and built in strainer.

### Technical data

Capacity 40 l/min  
 Maximum working pressure 10 (100) MPa (bar)  
 Connection 1/2" (F) BSP

Part No	Description
20305	Oil control valve without outlet tube
20357	Oil control valve, 60° pipe, manual non-drip nozzle
20377	Oil control valve 90° hose manual non-drip
20376	Oil control valve 90° hose automatic non-drip
20396	Oil control valve 135° hose automatic non-drip
20316	Oil control valve, straight hose, automatic non-drip nozzle



## Control valve, composite

The control valve has an inlet strainer which minimizes the contamination risk. A latch can be added (sold separately). Soft closing for exact fluid control.

Part No	Description	Capacity	Maximum working pressure	Connection
2468010	Oil control valve. Rigid outlet, non drip nozzle and swivel (24586)	20 l/min	5,0 (50) MPa (bar)	1/2" (M) BSP
2468050	Oil control valve. Hose outlet (2285346), non drip nozzle (24527) and swivel (24586)	20 l/min	5,0 (50) MPa (bar)	1/2" (M) BSP



## High volume hose end meter

High volume oil control valve for high flow of lubricants. Two-valve operation. Lockable trigger. Ball bearing swivel. Rigid outlet with semiautomatic non-drip nozzle.

Part No	Capacity	Maximum working pressure	Connection
24756	70 l/min	10 (100) MPa (bar)	3/4" (F) BSP
24757	70 l/min	10 (100) MPa (bar)	3/4" (F) BSP
24567	70 l/min	10 (100) MPa (bar)	3/4" (F) BSP
24568	70 l/min	10 (100) MPa (bar)	3/4" (F) BSP



## Drip holsters

To protect hose end meters and control valves when not in use and to collect any drips.

Part No	Description
29090	Drip holster. Standard
29086	Drip holster with separate drip container.
29096	Drip holster with separate drip container.
29055	Drip holster for drums



## Distribution kit for drum with wall mounted pump

Consisting of pump 22810, hose reel 26432, hose end meter 20371 and fittings.

Part No	Hose length
28330	2 m
28331	4 m
28332	6 m



## Distribution kit for drum with drum pump

Consisting of pump 22815, hose reel 26432, hose end meter 20371 and fittings.

Part No	Hose length
28335	2 m
28336	4 m
28337	6 m



## Distribution kit

Air operated oil pump mounted on a bracket on the side on the container. The pump outlet is fitted with a shut off valve with hooked outlet nozzle (1,5m) for dispensing directly into measures or containers. **Note! Delivered without the container.**

Part No	Description
28352	Distribution kit IBC 1:1 pump 22800 with hose
28353	Distribution kit IBC diaphragm pump 22210
92126	Bracket for pump.
9320120	Suction hose 3/4" to IBC container. Length 700 mm.



## Distribution kit with hose end meter

3:1 ratio air operated oil pump 22810 mounted on a bracket on the side on the container. The pump outlet is fitted with a 3 metre 1/2" distribution hose and digital hose end meter 20371.

Part No	Description
28354	Distribution kit IBC 3:1 pump 22810 and meter
28355	Distribution kit IBC diaphragm pump 22210 and meter
92126	Bracket for pump.



## Distribution kit with hose reel and hose end meter

Air operated oil pump mounted on a bracket on top of the container. Supplied with a 10 metre 1/2" hose reel 25132 and digital hose end meter 20371.

Part No	Description
28356	Distribution kit IBC 3:1 pump 22810, reel 25132 and meter 20371
92128	Bracket for a hose reel and pump.



## Fresh oil tank 1.500 l, for indoor location

The tank comes with hose reel 26432, pump 22810, meter 20371 and the necessary hoses and tank connections. **Note! The tanks are supplied for self assembly.**

Part No
SPEC2305



## Fresh oil tank in plastic with sheet metal protection 1.500 l, for indoor location

The tank is supplied with hose reel 26432, pump 22810, hose end meter 20371 and necessary hoses and connections. The tank must be installed according to valid rules.

Part No	Description
SPEC2307	Fresh oil tank 1,500 l with 3:1 pump, hose reel and meter
99430	Tank kit Multi-Tank.
99431	Tank kit waste oil Multi-tank
92095	Uni-Tank 1500L
92096	Uni-Tank 1000L



## De-luxe mobile oil dispensers for 20 and 60 l drums

Consisting of a pump, fitted to the lid of a protective container, distribution hose and oil control valve. The container is mounted on a trolley fitted with two large rubber wheels and two swivel castors.

Part No	For container	Dimension	Pump	Hose length
26016	60 l	650 x 510 x 1280 mm	22805	3 m
25016	20 l	400 x 400 x 800 mm	22800	2 m



## Mobile oil dispensers for 60 l drums

Consisting of an oil pump 22819, 3 metre 1/2" distribution hose with hose end meter and drum trolley.

Part No	Dimension	Trolley	Meter
22152	450 x 620 x 1200 mm	28528	20371
22153	500 x 450 x 1250 mm	28526	20371



## Mobile oil dispensers for 208 l drums

Consisting of an oil pump 22805, 3 metre 1/2" distribution hose with hose end meter and drum trolley.

Part No	Trolley	Meter
22154	28645	20371
22155	28667	20371



## Mobile oil dispensers for 208 l drums with hose reel

Consisting of an oil pump 22815, 10 metre 1/2" hose reel 26432 with hose end meter and drum trolley.

Part No	Dimension	Trolley	Meter
22158	800 x 620 x 1200 mm	28645	20371



## Mobile oil dispenser with safety trolley

Consisting of an oil pump 22815, hose reel 26432 or outlet hose 3m with hose end meter 20371 and safety trolley in three variants.

### Technical data

Volume 220 l

Part No	Description	Hose length
22157	Mobile oil dispenser 208 l with safety trolley	3 m
22160	Mobile oil dispenser 208 l with safety trolley	10 m hose reel
22161	Mobile oil dispenser 208 l, heavy duty safety trolley with air tyres	10 m hose reel
22162	Mobile oil dispenser 208 l, heavy duty safety trolley with solid wheels	10 m hose reel

22160



## Mobile oil dispenser

Air operated oil dispenser, comprising of a steel container with G2" (f) pump mounting thread, fitted with a compressed air connection and pressure gauge, Ø 30 mm filler hole, sight gauge and two Ø 100 mm wheels. Pre-load the container with compressed air 0,3-0,7 MPa (3-7 bar), and the dispenser can be used without permanent connection to air pressure. Max. admissible tank capacity is 3/4 of total capacity. Complete with 1,2 m hose and oil control valve 20316 or digital meter 20371.

Part No	Description	Dimension
21076	Air operated oil dispenser 24L with oil valve.	350 x 380 x 780 mm
21077	Air operated oil dispenser 24L with meter	350 x 380 x 780 mm

21076



## Mobile oil dispenser

Mobile steel container with G2" (f) pump mounting thread, Ø 30 mm filler hole, sight gauge and two Ø 100 mm (4") wheels. Complete with hand operated oil pump, 1,2 m hose and with an outlet tube.

Part No	Capacity	Dimension	Volume
21067	0,1 l/stroke	350 x 380 x 780 mm	24 l



## Mobile oil dispensers for 20 and 60 l drums

Trolley with chain for holding 60 l drums with two Ø 155 mm wheels. Pump delivered with 1,5 m outlet hose and hooked outlet nozzle.

Part No	Capacity	Dimension	Pump	Trolley
21656	0,25 l/stroke	450 x 230 x 1200 mm	21650	28528
21507	0,1 l/stroke	450 x 230 x 1200 mm	21506	28528

21656

21507



## Mobile oil dispenser for 60 l drums with heavy duty trolley

Trolley with tubular drum support and a clamp screw for fixing the drum, two Ø 75 mm swivel castors and two Ø 200 mm wheels. Pump delivered with 1,5 m outlet hose (28569), shut-off valve and hooked outlet nozzle.

Part No	Capacity	Dimension	Pump	Trolley
21658	0,25 l/stroke	500 x 450 x 1060 mm	21650	28526



## Mobile oil dispenser for 208 l drums

Consists of a hand operated oil pump, 1/2" oil hose (1,5m) with 135° angled spout, valve and drum trolley.

Part No	Dimension	Pump	Trolley
21504	450 x 620 x 1200 mm	21503	28645



## Oil dispenser for 208 l drums

Consisting of an oil pump 22815, 3 metre 1/2" distribution hose with hose end meter 20371.

Part No
28340





## Portable oil dispensers

Portable oil pump fitted to a 16 l container with carrying handle. Supplied with a 1,5 m hose and angled outlet tube.

Part No	Capacity	Dimension	Weight (Gross)
21574	0,04 l/stroke	400 x 150 x 630 mm	4,24 kg
21578	0,1 l/stroke	400 x 150 x 900 mm	5,6 kg
21670	0,25 l/stroke	400 x 150 x 900 mm	6,2 kg
21066	0,1 l/stroke	380 x 170 x 700 mm	9,25 kg
21065	0,13 l/stroke	490 x 240 x 730 mm	6,5 kg



## Oil dispensing valve for pump installation

The valve is mounted directly on the pump outlet. To be used for filling of measures and cans. **Note! Order pump separately!**

Part No	Connection
24516	3/4" (M) BSP



## Oil bar

Oil dispensing bar for 1 to 4 products. Delivered with 1 valve 24509 for 1 product. Can be fitted with up to 4 valves for 4 different products.

Part No	Description	Dimension	Connection
24135	Oil dispensing bar for 1 to 4 products.	460 x 300 x 580 mm	1/2" (M) BSP
24509	Oil bar valve kit		1/2" (M) BSP
54509	Oil bar valve, stainless steel		1/2" (M) BSP

24135



## Rotary pump for oil

Rotary pump made of cast iron with Ø 26 mm outlet pipe and G2" (m) bung adapter.

Part No	Capacity	Riser tube length	Pump tube	Weight (Gross)
21205	0,25 l/revolution	900 mm	ø 32 mm	8 kg



## Rotary pump for oil, water based fluids and other chemicals

For water based fluids and other chemicals. Made of PVC with Ø 27 mm outlet pipe and G2" (m) bung adapter.

Part No	Capacity	Riser tube length	Pump tube	Weight (Gross)
21200	0,3 l/revolution	280-1030 mm	ø 44 mm	1,95 kg



## Drum pump

For transfer of oil and non corrosive fluids from 60 l and 208 l drums. Made of aluminium and steel with nitrile seals, rigid outlet pipe, bung adaptor and telescopic suction tube. Capacity 0,45 l/ stroke approx. 16 l/min.

Part No	Capacity	Riser tube length	Pump tube	Weight (Gross)
21012	0,45 l/stroke	470-885 mm	ø 28/35 mm	2,13 kg
21013	0,45 l/stroke	470-885 mm	ø 28/35 mm	2,4 kg



## Drum pump

Medium pressure lever pump for high viscosity lubricants. For transfer of oil and non corrosive fluids from 20 l and 208 l drums. Made of steel with nitrile seal and rubber hose (1,5 m) with angled spout and valve. Suction tube diameter Ø 36 mm.

Part No	Description	For container	Capacity	Pump
21500	Hand oil pump 20 L with outlet hose	20 l	0,1 l/stroke	21499
21506	Hand oil pump 60L drum with outlet hose	60 l	0,1 l/stroke	21505
21503	Hand oil pump 208 l with outlet hose	208 l	0,1 l/stroke	21501
24599	Outlet hose, 1,5M with 135° angled spout and valve			



## Medium pressure pump, without accessories

Hand pump for highly viscous oils or grease. For transferring oil and non-corrosive liquids. Made of steel with nitrile rubber gaskets. The pump can easily be adjusted between two modes for use with oil or grease. **Note! If the pump is used in "oil" mode to pump grease damage can occur to the pump mechanism.**

Part No	Description
21499	Hand Pump for oil / grease 20 L / 20 kg
21505	Hand Pump for oil / grease 60 L / 50 kg drum
21501	Hand Pump for oil / grease 208 l / 185 kg drum

21499



## Gear oil pump for 20-25 l containers

Lift pump for high viscosity lubricants. For transfer of oil and non corrosive fluids from 20 to 25 l containers. Made of steel and plastic with nitrile seals, delivered with a rubber hose (1,5 m) with angled spout and valve. G2" (m).

Part No	For container	Capacity
21023	20-25 l	0,2 l/stroke
21038	Mobil 20 l	0,2 l/stroke

21023



## Hand operated pumps

Pump with a telescopic (500-900 mm) suction tube. The lever can be mounted in different positions to change the stroke length and output. Delivered with a bung adapter G2" (m). Capacity 0,15 to 0,25 ls/stroke.

Part No	Description
21650	Handdriven drum pump 60-205L drum
21652	Hand pump 60-205L drum with outlet hose
21662	Hand pump 60-205L drum with hose & meter
24599	Outlet hose, 1,5M with 135° angled spout and valve

21652

21662



## Drum pumps

Wide range of hand-operated piston pumps in several models in different materials for the highest compatibility with different types of liquids. Delivered with telescopic suction tube, G2" and G1 1/2" bung adapter.

Part No	Capacity	Colour
21210	0,3 - 0,45 l/stroke	Black/blue
21211	0,3-0,45 l/stroke	Black/green
21130	0,5 l/stroke	Black/white
21022	0,3 l/stroke	Black/blue



21210

21130

21022

## Hand operated diaphragm pump

For transfer of different fluids. The pump can be used for drums (with a special adapter kit included in 21221) or wall mounted. Lot of different fluids can be transferred, even contaminated fluids.

21221



Part No	Description	Capacity
21220	Hand operated diaphragm pump.	25 l/min
21221	Hand operated diaphragm pump (incl accessories).	25 l/min

## Drum adapters and accessories

Part No	Description
2310033	Adapter Mauser (m) - Trisure (f)
2310039	Lid for IBC 160x7mm, 56x4 Trisure (f)
2310045	Bung adaptor DIN61-3/4"(f)
28235	Adapter G2" (f) -Trisure Ø 55 mm, pitch approx. 4 mm (m)
28236	Adapter G2" (f) -Multi adapter with locking screw Ø55-65 mm(f)
28234	Adapter G2" (f) -Midland
28238	Adapter G2" (f) - Mauser Ø 70 mm, pitch approx. 6 mm (m)
28239	Adapter G2" (f) - Berg Ø 53 mm, pitch approx. 3,5 mm (f)
2310035	Adapter G2" (f) - DIN 70 (f) pitch approx. 6 mm
2310034	Adapter G2" (f) - DIN 61 (f) pitch approx. 5 mm (IBC)
2310037	Adapter G3/4" (f) - Trisure Ø 56 mm, pitch 4 mm (m)
2310038	Adapter G3/4" (f) - DIN 70 (f) pitch approx. 6 mm
28339	Adapter DIN 61 suits the most IBC containers - Hose tail 25 mm (1")
2310044	Adapter G2" (f) - DIN 63 (f)
2310043	Lid for IBC Ø160mm G2"(f)



## Hand operated pumps

Part No	Riser tube length	Material
21027	1000 mm	Nylon 6
21047	500 mm	Nylon 6
21028	1000 mm	Polypropylen
21048	500 mm	Polypropylen

21028  
2104821027  
21047

## Manual syphon pumps

Part No	For container	Capacity	Riser tube length
21230	25 l	~6,5 l/min	390 mm
21232	208 l	~18,5 l/min	850 mm



21230



21232

## Battery operated pump

For transferring non-corrosive liquids. Simple push button operation, capable of pumping approx. 9 l/min. Ideal for transferring fluids from drums and 20 l jerry cans/ containers, etc. as well as being suitable for diesel, light oils, water. Total length of the pump is 580 mm, suction tube of 380 mm & discharge hose of 600 mm. Powered by 2 'D' sized batteries.

### Part No

21235



## Electrical transfer pump

For transfer of non corrosive fluids from drums or tanks. The pump can be use for the following fluids: diesel, mineral and synthetic oil, motor oil, antifreeze, water based fluids, etc. The pump include complete kit of accessories.

Part No	Capacity	Motor	Voltage
53720	40 l/min	200 W	230 50Hz V AC



## Suction pumps

For filling and emptying of small containers, gear boxes etc.

Part No	Volume
21040	500 cm <sup>3</sup>
21044	800 cm <sup>3</sup>



## Hand pump

Simple hand pump. The nozzle is pressed against the fitting. Made of zinc coated steel.

Part No	Dimension	Volume
21019	Ø 44 x 245 mm	150 cm <sup>3</sup>



## Lever hand pump

Outlet tube with hydraulic coupling included.

Part No	Capacity	Dimension
21046	1,8-2,0 cm <sup>3</sup>	310 x 160 x 90 mm



## Drum taps

Part No	Thread	Material
24506	2" (M) BSP	Aluminium
24626	3/4" (M) BSP	Brass
24580	3/4" (M) BSP	Stainless steel

24506



24626



24580



## Drum taps in plastic

Part No	Description
24517	Drum tap DIN45 mm, pitch 4 mm.
24579	Drum tap Ø34 mm, pitch 3 mm
24593	Drum tap thread 56x4 mm, Trisure.
24594	Drum tap DIN71 mm, pitch 6 mm.
24595	Drum tap DIN63 mm, pitch 4 mm.
24596	Drum tap DIN61 mm, pitch 6 mm
24628	Drum tap, made of brass DIN71 mm, pitch 6 mm
24629	Drum tap, made of brass DIN61 mm, pitch 6 mm



## Oil cans

Part No	Description	Volume
21614	Oil can, flexible outlet tube, metal 0,30 l	0,3 l
21613	Oil can, dual pump, works upside down 0,30 l	0,3 l
21615	Oil can, flexible metal hose 200 mm 0,30 l	0,3 l
21616	Oil can, brush nozzle 0,30 l	0,3 l
21646	Oil can, multi purpose, lockable nozzle, 0,125 l	0,125 l
21647	Oil can, multi purpose, lockable nozzle, 0,25 l	0,25 l
21648	Oil can, multi purpose, lockable nozzle, 0,5 l	0,5 l



## Plastic measures

Measuring jugs with handle, made of polyethylene, resistant to oil, gasoline and chemicals.

Part No	Volume
21625	1,0 l
21626	2,0 l
21657	3,0 l
21627	5,0 l



## Tin measures

Measuring jugs with handle, made of tinned metal, resistant to oil, gasoline and chemicals.

Part No	Volume
21637	1,0 l
21638	2,0 l
21667	5,0 l
21668	10,0 l
21669	20,0 l



## Calibration measure

Used for calibration of meters.

Part No	Volume
4342000	2 l



## Graduated measures

Measures moulded from high quality plastic in various sizes as a set.

Part No
21609



## Oil containers

Container with handle, made of polyethylene. Filling hole with lid and capped nozzle.

Part No	Volume
21644	6 l
21666	11 l



21644

## Funnels

Funnels with handle, made of chemical resistant polyethylene with splash rim and removable brass strainer.

Part No	Volume
21630	1,3 l
21631	1,3 l
21633	0,05-0,27 l



## Anti-splash funnel

Part No	Dimension
21632	Ø 190 mm
21605	Ø 230 mm

21632 / 21605



## Garage funnel

Part No	Description	Dimension
21606	Garage funnel 300 mm with a strainer.	300 mm
21607	Garage funnel 300mm with a diesel/water separator filter.	300 mm



21606 / 21607

## Tin funnels

Funnels with handle, made of tinned metal, resistant to oil, gasoline and chemicals.

Part No	Dimension
21628	Ø 160 mm
21629	Ø 200 mm
21634	L=300 mm



## Garage kit


Includes the most commonly used measures, funnels, container and oil drain.

Part No
21610



## Air treatment units

Part No	Description	Type	Connection
42103	FR-Unit with valve 1/4"	42009, 42107, 42110	1/4" (F) BSP
2026154	Bracket		
2226155	Hose Air 0,15Mx1/4"	G1/4"(f)-90°G1/4"(f)	



## Air line hoses

For connection from pipeline to pump. PUR hose max. working pressure 1.5 MPa (15 bar), push-in connectors with male thread.

Part No	Dimension	Thread	Length
48101	8 (5/16") mm (inch)	1/4" - 1/4" (M)-(M) BSP	1,5 m
48102	8 (5/16") mm (inch)	1/4" - 1/4" (M)-(M) BSP	3 m
48105	12 (1/2") mm (inch)	1/2" - 1/2" (M)-(M) BSP	1,5 m
48106	12 (1/2") mm (inch)	1/2" - 1/2" (M)-(M) BSP	3 m



## Bung adapters

With split collar. G2" (m) thread for drum or drum covers.


Part No	Description	Pump	Pump tube
28585	Bung adaptor G2"(m)-Ø32(f)	22710, 22715, 22760, 22762	Ø 32 mm
28594	Bung adaptor G2"(m)-Ø34(f)	22810, 22815, 22819	Ø 34 mm
28587	Bung adaptor G2"(m)-Ø35(f)		Ø 35 mm
28595	Bung adaptor G2"(m)-Ø50(f)	22700, 22705, 22720, 22725, 22750, 22752, 22772	Ø 50 mm
28592	Bung adaptor G2"(m)-Ø52(f)	22800, 22802, 22805, 22820, 22825, 22850, 22852	Ø 52 mm
2125753	Bung adaptor G2"(m)-Ø54(f)	22770, 22775	Ø 54 mm
29057	Dust cover for drum adapter		





## Pump brackets

Part No	Description
28524	Wall bracket pump mounting thread G2" (f).
28506	Floor bracket pump mounting thread G2" (f).
28670	Wall bracket for 4,5" and 6" heavy duty pumps
28671	Floor bracket for 4,5" and 6" Heavy duty pumps
28553	Wall bracket for diaphragm pump 1/2"
28552	Wall bracket for 1" diaphragm pump.
92126	Bracket for pump.
92128	Bracket for a hose reel and pump.



## Drum cover protection (208 l drums)

Part No	Capacity	Dimension	Quantity
34007	50 l	Ø 560 mm	25 pce
34008	~2 l	Ø 560 mm	1 pce



## Pressure relief valve

For protection of equipment against system pressure increase due to thermal expansion. (1 °C increase in temperature can cause 1,0 MPa, 10 bar increase in system pressure). Our 3:1 and 5:1 oil pumps are fitted with a pressure relief valve as standard.

Part No	Description
28623	Pressure relief valve opening pressure 60 Bar
28625	Pressure relief valve 60bar brass
28629	Banjo fitting
28642	Safety Kit for preventing overpressure, brass
28673	Safety Kit for preventing overpressure, steel



## Pressure relief hoses

To connect a pressure relief valve to a container.

Part No	Dimension	Length	Connection
28637	6,35 (1/4") mm (inch)	1,5 m	6,35 mm
28638	6,35 (1/4") mm (inch)	3,0 m	1/8" 1/4" (F)-(M) BSP



## Distribution hoses for oil

Nitrile rubber hoses, 1/2" i.d. steel braided, PN 13,8 MPa (138 bar), swaged couplings G1/2" swivelling nuts, incl. two connection adapters, G1/2" (m) - G3/4" (m).

Part No	Thread	Length
28009	1/2" 3/4" (F)-(M) BSP	2 m
28010	1/2" 3/4" (F)-(M) BSP	3 m
28011	1/2" 3/4" (F)-(M) BSP	4 m
28012	1/2" 3/4" (F)-(M) BSP	5 m
28013	1/2" 3/4" (F)-(M) BSP	6 m
28015	1/2" 3/4" (F)-(M) BSP	8 m
28017	1/2" 3/4" (F)-(M) BSP	10 m
28019	1/2" 3/4" (F)-(M) BSP	15 m



## Connection oil hoses

Connection hose, steel braided, swaged couplings with swivelling nuts and adapter.

Part No	Dimension	Thread	Length
28078	25 (1") mm (inch)	1" (F)-(M) BSP	1,0 m
28080	25 (1") mm (inch)	1" 90° (F)-(M) BSP	1,0 m
28079	19 (3/4") mm (inch)	3/4" 1" (F)-(M) BSP	1,5 m
28272	19 (3/4") mm (inch)	3/4" 90° (F)-(M) BSP	2,5 m
28090	50 (2") mm (inch)	2" (F)-(F) BSP	0,7 m

28078



28080



28079



28090



## Drum suction attachments

Riser tube with foot valve and G2" bung adapter, hose 3/4" i.d., with swaged couplings G3/4" swivelling nut incl. adapters, G3/4" (m). Suction tube diameter for 28310 and 28311 Ø 42 mm.

Part No	Description	Dimension	Hose length	Riser tube length
28310	Riser tube 1,08 m with foot valve.	19 (3/4") mm (inch)	2 m	1,08 m
28311	Riser tube 1,7 m with foot valve.	19 (3/4") mm (inch)	2 m	1,7 m
28321	Suction hose 5 m with foot valve	25 (1") mm (inch)	5 m	

28310



28321



### Oil filters

For mounting in pipe lines to prevent damage due to contamination. Body of aluminium.

Part No	Description	Thread	Maximum pressure	Filtration
24661	Oil filter	3/4" (F) BSP	6 (60) MPa (bar)	20 µm
24662	Oil filter	3/4" (F) BSP	6 (60) MPa (bar)	10 µm
2345892	Cartridge for 24661			20 µm
2345893	Cartridge for 24662			10 µm



### Oil strainers

For mounting in pipe lines to prevent meters being damaged due to contamination. Washable cartridge of stainless steel. Max 5 MPa (50 bar).

Part No	Thread	Material	Filtration
28022	1/2" (F) BSP	Stainless steel	400 µm
28059	3/4" (F) BSP	Stainless steel	400 µm
24583	3/4" 1/2" (F)-(F) BSP	Aluminium	25 µm



### Hose storage rack


Designed for max. 30 m x 1/2"-hose, made of galvanized steel. Two fixing holes Ø 6 mm for wall mounting. Dimensions: approx. 200 x 300 x 120 mm (W x H x D).

Part No
28251



### Hose storage brackets

Part No	Description
6027	Hose storage bracket.
28185	Hose bracket. To keep the hose close to the wall.
28325	Bracket to keep the waste oil hose off the floor.



### Level gauge

Level gauge with a litre scale for exact measurement of all types of fluids in drums. The gauge fits in the 3/4" hole of the drum. Easy to install.

Part No
29120





### **3 Waste oil**

Air operated suction & waste oil pumps .....	60
Accessories .....	62
Vacuum systems .....	63
Spring operated hose reels for waste oil suction .....	63
Pit waste oil equipment.....	64
Pit platform and lift.....	65
Mobile waste oil units .....	66
Waste oil equipment .....	68
Suction units and drain pans .....	70
Vacuum pump.....	71

## Suction & waste oil pumps 1:1 & 5:1

Double acting, air operated oil pumps for non-corrosive liquids, waste oil etc. For wall or floor installation. The pumps are designed to create maximum vacuum and will not rush when there is no liquid in the suction side. Recommended when you can't control the pumping process or when using suction probes. In other cases use the standard oil pumps (Refer to the oil section). Bung adapter G2" (m) included (part no 28595).

### Technical data

<b>Air connection</b>	1/4" (F) BSP
<b>Maximum air pressure</b>	1,0 (10) MPa (bar)
<b>Inlet</b>	1" (F) BSP
<b>Outlet</b>	3/4" (F) BSP

Part No	Capacity	Ratio
22802	18 l/min	1:1
22575	38 l/min	5:1



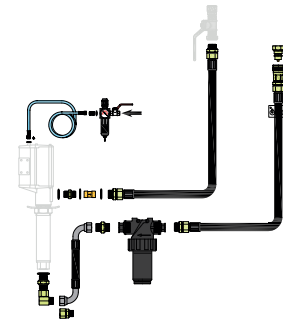
## Wall mounted pump installation kit

Components for a wall mounted air operated oil pump, non return valve (28295) included. NOTE! Pump not included. Select a pump 22800, 22802 or 22575.

### Information

Air line hose 1/4" L= 1,5 m  
 Outlet hose 3/4" L= 1,5 m  
 Suction hose 1" L= 2 m

Part No	Description
99631	Installation kit waste oil for wall mounted air operated pump and strainer 29300
99731	Installation kit waste oil for wall mounted air operated pump and strainer 29300 (excl FRL)



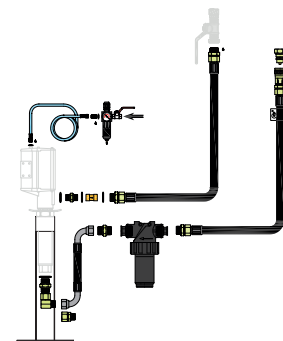
## Floor mounted pump installation kit

Components for a floor mounted air operated oil pump, non return valve (28295) included. NOTE! Pump not included. Select a pump 22800, 22802 or 22575.

### Information

Air line hose 1/4" L= 1,5 m  
 Outlet hose 3/4" L= 1,5 m  
 Suction hose 1" L= 2 m

Part No	Description
99632	Installation kit waste oil for floor mounted air operated pump and strainer 29300
99732	Installation kit waste oil for floor mounted air operated pump and strainer 29300 (excl FRL)



## Air operated diaphragm pump 1:1

Transfer pump for connection to bulk tank or drum. Air operated double diaphragm for transferring various fluids.

### Technical data

<b>Air connection</b>	3/8" (F) BSP
<b>Maximum air pressure</b>	0,8 (8) MPa (bar)

Part No	Capacity	Inlet	Outlet
22320	100 l/min	1" (F) BSP	1" (F) BSP
22332	200 l/min	1" (F) BSP	1" (F) BSP



## Magnetic feet, rubber covered

Part No	Description
98876	Magnetic oil resistant feet, rubber covered.



## Wall mounted diaphragm pump installation kit

Components for a wall mounted air operated diaphragm pump, non return valve (28295) and strainer included. NOTE! Pump not included.

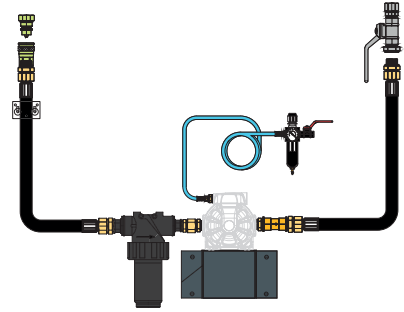
### Information

Air line hose 1/4" L= 1,5 m

Outlet hose 3/4" L= 1,5 m

Suction hose 1" L= 2 m

Part No	Description
99662	Installation kit waste oil wall mounted air operated diaphragm pump 1" and strainer
99762	Installation kit waste oil wall mounted air operated diaphragm pump 1" and strainer (excl FRL unit)



## Waste oil suction kit with suction probes and hose reel (6 m)

Complete kit to drain waste oil using probes. The kit includes the following: hose reel CRK, suction pump 22802, wall bracket, quick coupling with suction probes 2295014, suction strainer with vacuum gauge and air quick coupling. Capacity when using Ø 8 mm suction probe (engine oil +60 °C): 2 l/min.

Part No	Description
SPEC6044	Waste oil suction unit.
2295014	Probe kit with probe holder.



## Waste oil suction unit with probe kit

Stationary waste oil suction unit with air operated piston pump. The unit is installed at the service bay and enables the cleanest method of waste oil collection. An air operated piston pump sucks out the waste oil and transfers it directly to a remote storage tank. Waste oil is sucked out through a probe or connector inserted in place of the oil dip stick. Suction hose length 4 m. Dimensions: 1400 x 500 x 280 mm.

Part No
39715



## Stainless steel waste oil sink

For wall mounting. With splash protection and mesh grille for placing old oil filters for draining. The sink is installed together with connection kit 99631 and 3-way valve 30101069, not included in 24215.

Part No	Thread
24215	3/4" (F) BSP



## Non return valve

Part No	Thread
28345	1/2" (F)-(F) BSP
28295	3/4" (F)-(F) BSP



## Bracket

Part No	Description
28325	Bracket to keep the waste oil hose off the floor.



## Suction strainer for waste oil

The polypropylene strainer housing is resistant to most fluids used in a modern car workshop and equipped with a 32 mesh stainless steel filter cartridge. (Equivalent to ~0.6 mm perforations). The filtration is sufficient to prevent harmful particles from entering the pump and the washable strainer should be cleaned regularly to remove any contamination. The two 1/4 BSP (f) threads on the top of the strainer can be used to attach vacuum gauges. The strainer is delivered without a hole down to the strainer chamber. When attaching a vacuum gauge a Ø 3 mm hole must be drilled in the bottom of the 1/4 BSP port. Attaching two vacuum gauges will indicate the pressure drop over the cartridge.

### Technical data

Thread	1 1/4" (F) BSP
Maximum working pressure	2,0 (20) MPa (bar)
Maximum temperature	80 °C
Vacuum level	100 %
Filtration	500 µm
Packaging LxWxH	0,28 x 0,15 x 0,18 m
Weight (Gross)	0,85 kg

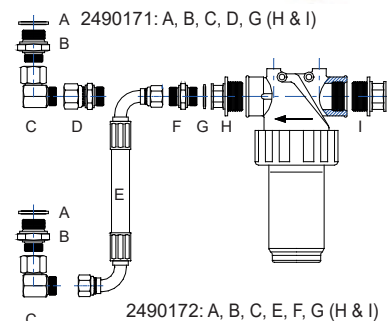
Part No	Description
29300	Suction Strainer for waste oil.
2326013	Vacuum Gauge.
1988211	Lock nut for gauge.
2390169	Filter for 29300 32Mesh
2390178	O-Ring 75,2X5,33 for 29300
2490171	Installation kit for waste oil filter (29300)
2490172	Installation kit for waste oil filter (29300) is installed remote from the pump, hose is incl. in the kit

29300

G1"inv.



2326013



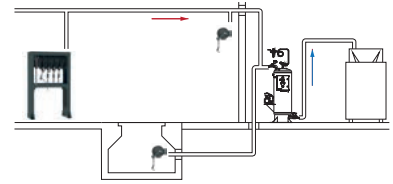


## Automatic vacuum unit for up to 8 work places in simultaneous use

High Vacuum automatic unit for use in centralized waste oil suction systems in large vehicle maintenance workshops. The unit is easy to install and does not require any special on site adjustments. It simply requires connecting to a compressed air supply (8 bar maximum pressure) and to a 400 V power supply, once the unit is connected to the waste oil storage tank pipeline and the vacuum line.

- Vacuum reservoir is discharged by pressure once it is full with waste oil.
- The unit includes two level sensors that control the automatic discharge of the reservoir to a remote storage tank. Once the discharge is completed, the unit automatically generates the optimal vacuum conditions again.
- Maximum vacuum in reservoir: 99%.
- Electronic control board for controlling main functions and manual discharge knob.
- 500 l vacuum reservoir that is automatically discharged to the storage tank. Automatic start/stop by pressure control.

The units are designed and manufactured for use with waste oil only.



### Technical data

<b>Dimension</b>	1200x1050x2100 mm
<b>Motor</b>	0,75 kW
<b>Voltage</b>	400 V AC

### Part No

29736

## Docking station for automatic emptying

For easy emptying of waste oil drainers. The drainer is docked into the station and when the user presses a button, an automatic evacuation of the fluid is performed. Fast, easy and spill free.

### Technical data

<b>Air connection</b>	6 (1/4") Ø mm (inch)
<b>Voltage</b>	24 V DC
<b>Connection</b>	3/4" (F) BSP

Part No	Description
39080	Docking station Waste Oil
39081	Docking part Waste Oil Trolley



## Spring operated hose reels for waste oil suction

Delivered with handle for quick connection/ change of the probes.

Part No	Dimension	Hose length	Connection
34462	16 (5/8") mm (inch)	6 m	1/2" (F)-(M) BSP
34452	16 (5/8") mm (inch)	6 m	1/2" (F)-(M) BSP
34464	16 (5/8") mm (inch)	6 m	1/2" (F)-(M) BSP

34462



34452



34464

## Accessories for waste oil suction

Note! For optimum capacity, always choose the largest diameter and the shortest possible length of hose!

Part No	Description
2295014	Probe kit with probe holder.
2295104	Hose Waste Oil 0,7Mx1/2" Complete with Suction Strainer
2295018	Suction hose with probe connection
29312	Suction Strainer to be connected between the hose reel
737959	Suction Probe Ø8X6 L1300
120151920	Mercedes adaptor



## Waste oil arm with 5:1 pump

An effective and spill free solution where the pump, filter and bowl travels on a suspended rail in the pit and is folded away when not in use. Pneumatic adjustment of the bowl and pump for emptying the waste oil. Bowl dimension 770 x 375 mm (approx. 45 l). Connected with quick couplers.

Part No	Description
39710	Waste oil collection bowl with 5:1 pump for rail system
2395069	Quick connector kit, for waste oil and air. Designed to be fitted to 39710 and 39711.
2395080	Pit rail kit with rail (4 metres) and wall brackets for 39710 and 39711.
39711	Waste antifreeze collection bowl (painted green) on rail with 5:1 pump
2395140	Quick coupler kit for 39711
99390	Bracket kit prefab pits



## Waste oil bowl in pit

This system is designed for use in lubrication pits but can also be used with lifts. The collector arm is connected to the drain bowl (24555). Oil is gravity fed into a 25 l tank with a float switch, which controls the air supply to the discharge pump. When maximum level is reached in the 25 l tank the air operated pump starts and the waste oil is pumped to a remote container tank.

Part No	Capacity	Dimension	Connection
24555	~18 l	700X250 mm	1 1/2" (F) BSP
24549	~50 l	1000X400 mm	1 1/2" (F) BSP



## Automatic emptying unit

The automatic emptying unit consists of a 25 l collector tank with float switch and an air operated (1:1) transfer pump with wall bracket and all necessary oil and air line accessories.

Part No	Air connection	Inlet	Outlet
SPEC6011	1/4" (F) BSP	1 1/2" (F) BSP	3/4" (F) BSP



## Waste oil unit for pit use

With adjustable wheels for mounting on pit rails. The unit can be emptied by a pump system, 29068 must be fitted with a quick coupling set (29108) for easy connection of the discharge hose.

Part No	Description	Dimension	Volume	Weight (Gross)
39068	Waste oil unit for pit. Volume 90 litre	1030-1450 x 810 x 460 mm	~90 l	38,33 kg
29108	Emptying Kit			



## Pit platform

The pit platform runs on a rail fixed to the pit floor and is height adjustable, enabling ease of access to all the places under the vehicle. Driven by compressed air it has the capacity to lift a person and tools. Standard accessories include a tool tray, air connection and brake. Safety features include trap protection.

Part No	Capacity	Dimension
64000	670 mm	1200X840 mm



## Hydraulic pit lift

Hydraulic pit lift for heavy transport vehicles. The carriages are manufactured for all types of inspection pits (ask for a form to submit your pit dimensions). Three modes of operation: Neutral, fast moving and lifting mode. When released the valve automatically returns to neutral mode and the lift is locked in the existing height mode.

Min height above floor: 100 mm

Hoist travel: 500 mm

Lifting time: appr. 40 sec.

The lift can be supplied with a piston extension for lifts up to 900 mm.



Part No	Capacity	Maximum air pressure
64010	15000 kg	0,8 (8) MPa (bar)

## Information about waste oil containers

Waste oil units for gravity collection of motor and gear oil into a 20 l bowl. All units can be used underneath lifts or in pits. The unit can be discharged by gravity, air pressure or be emptied by a pump on the unit or externally placed. Discharged by air pressure is carried out through a 2 m hose with the unit connected to a tyre inflator. A safety valve ensures that the pressure never exceeds 0,5 bar. Some of the units can be used for pneumatic suction through suction probes. Vacuum is generated by an ejector on the unit, driven by 7 - 10 bar air pressure. Once the vacuum is generated they can be used without being connected to the airline. Some models are fitted with a transparent 10 l container, to measure the volume of oil evacuated. Vacuum units are delivered with a probe kit comprising a probe holder, Mercedes adapter, VAG adapter, BMW adapter, two plastic probes 700 mm long  $\varnothing$  6 and 8 mm, two metal tubes 700 mm long  $\varnothing$  5 and 6 mm and a 1.200 mm long plastic probe  $\varnothing$  8 mm. All units are suitable for all non-corrosive fluids. NOTE! Do not use for volatile or highly inflammable liquids like petrol (gas).

## 100 l Capacity waste oil container with a unique bowl design

The container is fitted with an asymmetric swivelling bowl with a specially designed anti splash mesh. The top of the container has a fixed tray for tools, washers, oil plugs etc. The base has a special outlet hose holder.

Part No	Description
39505	Waste oil container 100 l. Standard.
39507	Waste oil container 100 l with ejector and suction probes.
39508	Waste oil container 100 l with ejector, suction probes and transparent vacuum chamber.
39517	Waste oil container 100 l with ejector and suction probes, without a bowl.
39506	Waste oil unit 100 L with suction pump 1:1 and strainer



### 70 l Capacity waste oil container with a bowl

Small efficient unit, just what you need, perfect for the small garage. Accessories are the same as for the 100 l unit.

Part No	Description
39405	Waste oil container. Standard 70 l.
39407	Waste oil container 70 l with ejector and suction probes.
39408	Waste oil container 70 l with ejector suction probes and transparent vacuum chamber.
39417	Waste oil container 65 l with ejector and suction probes without a bowl.
39406	Waste oil unit 70 L with suction pump 1:1 and strainer



### 24 l Mobile waste oil suction unit

24 L capacity waste oil suction unit with 2 m oil suction hose. When the vacuum is charged up in the container it can be used without air connection.

Part No
39049



### 70 l Mobile waste oil unit for motorbikes

70 L capacity waste oil unit with a low bowl for motor bikes. The unit can be discharged by gravity or air pressure.

Part No	Volume
39552	70 l



## 65 l Waste oil container with a flex bowl

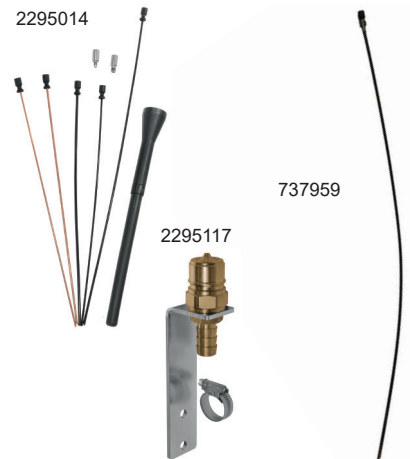
Can be used under lifts, when the vehicle is on the floor. Suitable for all non-corrosive liquids. The container is emptied by compressed air using a tire pressure gauge. A safety valve ensures that the pressure never exceeds 0,5 bar.

Part No	Description
39430	Waste oil container 65L with a folding bowl.



## Accessories for the 395 and 394 series units

Part No	Description
2295014	Probe kit with probe holder.
737959	Suction Probe Ø8X6 L1300
2295015	Transparent vacuum chamber with ejector and suction hose.
2295016	Vacuum Pump with Suction Hose
2295117	Quick coupling kit
29310	Waste oil filter (32 mesh) G3/4" (m).
2085478	Quick coupler G3/4" (f), fits older standard in plastic



## Draining pumps for the 395 and 394 Series units

Part No	Description
29320	Pump kit 1:1 for waste oil drainer emptying
29325	Pump kit 1:1 for vehicle waste oil extraction and drainer emptying



## Waste oil bowl for drums

Waste oil bowl, with adjustable bung adapter, G2" (m), suitable for mounting in a 208 l or 60 l drum. Ø 480 mm.

Part No	Volume	Height
26502	~20 l	~600 mm



### Low level mobile drainer. Units with 20 l to 200 l capacity

Gravity drain collection unit which is discharged using a wall mounted pump kit and quick coupling set.

Part No	Dimension	Volume
39077	1450X820X360 mm	200 l
39075	1250X610X260 mm	~95 l
39073	770X470X130 mm	~20 l



### Collection and refilling unit for coolants

Suitable for draining and refilling the same liquid after completing the service. Consists of a low level waste oil unit (39075), liquid pump (22820), valve (20396), strainer (28303) and filter rug (29138).


Part No	Dimension	Volume
39004	1250X610X260 mm	~95 l



### Filter rug

30 mm (1 1/4") thick, for use in waste oil bowls to prevent splatter and contamination entering the discharge pump.

Part No	Description
29138	Filter Rug 400X1200X30 for 39004 & 39075
1018095	Cellfoam filter 290X650X30
1018096	Cellfoam filter 650X365X30 to 45L bowl



### Low mobile drainer with built in emptying pump

Gravity drain collection unit which is discharged using a built-in 5:1 pump 22575.

Part No	Dimension	Volume
39076	1250X610X260 mm	~95 l
39079	1450X820X360 mm	200 l



## Hand operated suction unit

For evacuating up to 4 l of liquid using a pre-pumped vacuum. Ideal for evacuating motor oil from lawnmowers, or other liquids from hard-to-access areas. The container can be emptied into a collection tank after the pump is disconnected. Container, hose and suction probe made of high-quality plastic, pump tube and control valve made of brass. With vacuum meter. Max liquid temperature +30 °C. Weight 1,4 kgs.

Part No	Pump	Volume	Vacuum level	Weight (Gross)
3253P	Hand operated	4 l	-0,07 (-0,7) MPa (bar)	1,7 kg



## Suction pump

For filling and emptying of small containers, gear boxes etc.

Part No	Volume
21040	500 cm <sup>3</sup>
21044	800 cm <sup>3</sup>



## Oil drain & parts cleaning pan

Handy oil drain & parts cleaning pan for washing small parts or for oil drain. Made of oil and chemical resistant polyethylene.

Part No	Description	Volume
21635	Wash/ Waste oil bowl 8L in polyethylene.	8 l
21619	Wash/ Waste oil bowl 14L in polyethylene.	14 l
21509	Waste oil container 8L	8 l
21700	Cleaning pan 14 l	28 l
21701	Spill tray for small fluid containers, small	18 l
21702	Spill tray for small fluid containers, large	35 l


21635



21619



21509



21700



21701



## Brake fluid drainer and bleeder

Equipment for bleeding the break or clutch circuit in any motor vehicle. The unit includes: Set of five coupling plugs for connection to the deposit of the brake fluid circuit, universal adapter plug, set of drain deposits with adapters for the bleeding valve.

Part No	Capacity
39560	5 l





## Universal drainer and brake bleeder

Can be used in two ways: oil extraction in small engines such as boats, motorcycles or the extraction of liquid waste in hard to reach places. Can also be used to bleed the brake fluid circuit without operating the brake pedal, a special nozzle is then used.

Part No	Capacity
39570	0,75 l



## Air operated vacuum pump/liquid pump

A reliable drum mounted vacuum pump for fast emptying of cutting fluids, paint sludge, water, waste oil etc. from machine tools, spray booths, engines or other machines. The vacuum is easily adjusted with a needle valve and is indicated on a gauge. When the drum is full, the pump stops automatically and an indicator shows current status.



## Vacuum pump, basic model

Basic model, comprising pump body and bung adapter only, for mounting in drums or tank with G2" (f) thread.

Part No	Dimension	Air connection	Inlet
22582	170X170X70 mm	1/4" (F) BSP	Ø 25 mm



## Vacuum pump with air connection kit

Vacuum pump (22582) complete with air connection kit (22587)

Part No	Air connection
22584	6,35 (1/4") Ø mm (inch)



## Vacuum pump with suction hose and air connection kit

Vacuum pump (22584) complete with suction hose (22588) and air connection kit (22587).

Part No	Air connection
22585	6,35 (1/4") Ø mm (inch)



## Vacuum pump with air connection kit and suction probes

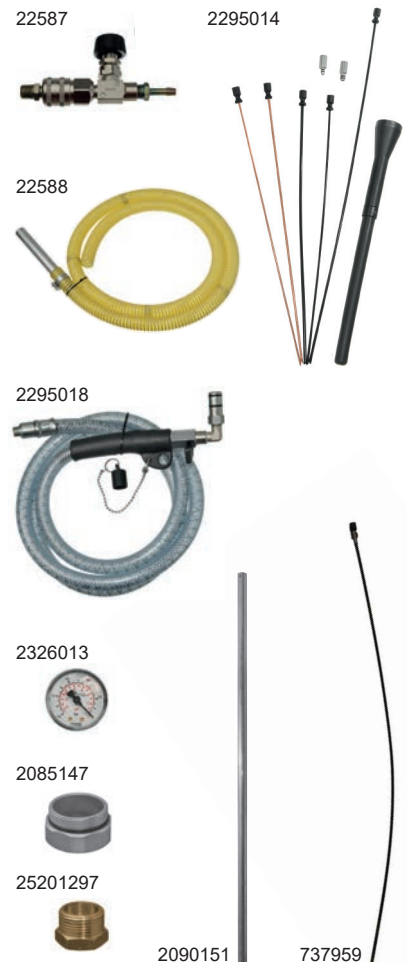
Vacuum pump (22582) complete for evacuating oil through suction probes inserted into the crankcase, gearbox, etc. Complete with air connection kit (22587), suction hose & probe kit (2295014).

Part No	Air connection
22586	6,35 (1/4") Ø mm (inch)



## Accessories for vacuum pump

Part No	Description
22587	Air Connection Kit for pump 22582
22588	Suction hose for Vacuum Pump
2295014	Probe kit with probe holder.
28291	Suction probe kit same as 2295014 with a wall bracket
2295018	Suction hose with probe connection
2090151	Suction Tube Aluminium, length 1 m
2326013	Vacuum Gauge.
2085147	Bung Adaptor Vacuum Pump 22582
25201297	Reducer G3/4"(m)-G1/4"(f) brass
737959	Suction Probe Ø8X6 L1300



## Portable suction drain unit, OriCan

This unit can be used to drain most fluids - even heavily contaminated - from machinery, engines, gear boxes, coolant containers, etc. The unit consists of an air operated vacuum pump 22585, fitted to an OriCan container made of polyethylene, with carrying handle and Ø 100 mm filling hole. Including 2,2 m suction hose (22588). Suction capacity max. 60 l/min. (water) Max. vacuum 50%. Max. temperature +60 °C.

Part No	Dimension	Volume	Weight (Gross)
22590	150 x 385 x 600 mm	16 l	5,32 kg



## Accessories OriCan

Part No	Description	Volume
1085112	Container OriCan	16 l
1085076	Pump adaptor G2"(f)-G2"(f)	

1085076



1085112



## Pump kit for waste water

Equipment for emptying eg scrubbers, directly from the machine to a 1,000 IBC container. Consists of an air-operated diaphragm pump 22325, suction hose L = 5m with foot valve, suction filter, air pressure regulator and bracket for IBC containers.

Part No	Description
39800	Pump kit for waste water







**WE PROVIDE  
SOLUTIONS**

## **4 Air**

Spring operated hose reels .....	76
Air treatment units (FRL) .....	78
Air line accessories.....	79
Quick-couplings for compressed air .....	80

## Series ORM

Robust open hose reel made of lacquered steel sheet with oil -resistant reinforced hose. Can be equipped with pivotable bracket, article no 28913. For mounting in any position on wall or ceiling. Recommended mounting height, at least 2.5m above floor. For more information, see Chapter 8 hose reels.

Part No	Dimension	Maximum working pressure	Media	Hose length
45135	12,5 (1/2") mm (inch)	2,0 (20) MPa (bar)	Air/Water	15 m



## Series ORS

Open hose reel with low weight made of aluminum with oil -resistant reinforced hose. Can be equipped with pivotable bracket, article no 28913. For mounting in any position on wall or ceiling. Recommended mounting height, at least 2.5m above floor. For more information, see Chapter 8 hose reels.

Part No	Dimension	Maximum working pressure	Media	Hose length
45222	10 (3/8") mm (inch)	2,0 (20) MPa (bar)	Air/Water	10 m
45225	10 (3/8") mm (inch)	2,0 (20) MPa (bar)	Air/Water	15 m
45235	12,5 (1/2") mm (inch)	2,0 (20) MPa (bar)	Air/Water	15 m



## Series OR

Open hose reel made of lacquered steel sheet with oil -resistant reinforced hose. Can be equipped with pivotable bracket, article no 28902. For mounting in any position on wall or ceiling. Recommended mounting height, at least 2.5m above floor. For more information, see Chapter 8 hose reels.

Part No	Dimension	Maximum working pressure	Media	Hose length
45336	12,5 (1/2") mm (inch)	1,8 (18) MPa (bar)	Air/Water	20 m



### Series ORB

Extra robust open hose reel made of lacquered steel sheet with oil -resistant reinforced hose. For mounting in any position on wall, floor or ceiling. Recommended mounting height, at least 2.5m above floor. For more information, see Chapter 8 hose reels.

Part No	Dimension	Maximum working pressure	Media	Hose length
45665	25 (1") mm (inch)	1,5 (15) MPa (bar)	Air/Water	15 m
45638	12,5 (1/2") mm (inch)	1,5 (15) MPa (bar)	Air/Water	30 m



### Series CRO

Cased hose reel made of aluminum with oil -resistant reinforced hose. Can be equipped with pivotable bracket, article no 28913. For mounting in any position on wall or ceiling. Recommended mounting height at least 2.5m above floor. For more information, see Chapter 8 hose reels.

Part No	Dimension	Maximum working pressure	Media	Hose length
46222	10 (3/8") mm (inch)	2,0 (20) MPa (bar)	Air/Water	10 m
46225	10 (3/8") mm (inch)	2,0 (20) MPa (bar)	Air/Water	15 m
46235	12,5 (1/2") mm (inch)	2,0 (20) MPa (bar)	Air/Water	15 m



### Series CRK

Cased hose reel made of lacquered steel sheet with oil -resistant reinforced hose. Can be equipped with pivotable bracket, article no 28913. For mounting in any position on wall or ceiling. Recommended mounting height at least 2.5m above floor. For more information, see Chapter 8 hose reels.

Part No	Dimension	Maximum working pressure	Media	Hose length
46422	10 (3/8") mm (inch)	2 (20) MPa (bar)	Air/Water	10 m
46425	10 (3/8") mm (inch)	2 (20) MPa (bar)	Air/Water	15 m
46435	12,5 (1/2") mm (inch)	2 (20) MPa (bar)	Air/Water	15 m



### Series CRS

Small enclosed hose reel made of lacquered steel sheet with oil -resistant hose. Equipped with pivotable bracket for mounting in optional position on wall or ceiling. For more information, see Chapter 8 hose reels.

Part No	Description	Inlet	Maximum working pressure
46715	Hose Reel CRS Air/Water 15m 5/16" black extra flexible composite hose and metal swivel	3/8" (F)-(M) BSP	2,0 (20) MPa (bar)
46315	Hose Reel CRS Air/Water 15m 5/16" blue composite hose and plastic swivel	8 (5/16") mm (inch)	2,0 (20) MPa (bar)
46724	Hose Reel CRS Air/Water 12m 3/8" black extra flexible composite hose and metal swivel	3/8" (F)-(M) BSP	2,0 (20) MPa (bar)
46324	Hose Reel CRS Air/Water 12m 3/8" blue composite hose and plastic swivel	8 (5/16") mm (inch)	2,0 (20) MPa (bar)



## Air treatment units, 1/4"

These air treatment units combine the best of design with proven materials and production methods. They can handle air flows up to 900 l/min. Material: Zinc. Volume 40 cm<sup>3</sup> (filter/regulator), 50 cm<sup>3</sup> (lubricator), max working pressure 1,2 MPa (12 bar), temp.+5° to +60 °C

Part No	Description	Type	Connection
42105	FRL-Unit with valve 1/4"	42107, 42009, 42108, 42110	1/4" (F) BSP
42104	FRL-Unit 1/4"	42107, 42108, 42112	1/4" (F) BSP
42103	FR-Unit with valve 1/4"	42009, 42107, 42110	1/4" (F) BSP
42125	Mounting kit FRL 1/4 "		



## Shut-off valve

Shut-off valve with downstream air bleed. Material: Brass.

Part No	Maximum working pressure	Connection
42009	1,4 (14) MPa (bar)	1/4" (F) BSP



## Filter-regulator

Filter-regulator 0-1 MPa, lockable, two stage filtration, 5 µm filter element. Material: Zinc

Part No	Maximum working pressure	Maximum temperature	Volume	Connection
42107	1,2 (12) MPa (bar)	+5 - +60 °C	40 cm <sup>3</sup>	1/4" (F) BSP



42107

## Lubricator

Air line lubricator with fill port and adjustment knob. Material: Zinc.

Part No	Maximum working pressure	Maximum temperature	Volume	Connection
42108	1,2 (12) MPa (bar)	+5 - +60 °C	50 cm <sup>3</sup>	1/4" (F) BSP



42108

## Air treatment units, 1/2"

These air treatment units combine the best of design with proven materials and production methods. Material: Zinc. Max working pressure 1,2 MPa (12 bar), temp.+5° to +60 °C.

Part No	Description	Maximum working pressure	Maximum temperature	Connection
42120	FRL Kit 1/2"	1,2 (12) MPa (bar)	+5 - +60 °C	1/2" (F) BSP
42121	Filter/Regulator G1/2"	1,2 (12) MPa (bar)	+5 - +60 °C	1/2" (F) BSP
42115	Lubricator 1/2"	1,2 (12) MPa (bar)	+5 - 60 °C	1/2" (F) BSP
42124	Mounting kit FRL 1/2 "			



42120

42124

42121

42115

## Accessories

Part No	Description
42110	Wall bracket for FRL-units 1/4"
42123	Wall Bracket. for FRL-units 1/2"
42112	Gauge Ø40 G1/8"(m). 0-1,6 MPa (0-16 bar)
301296	Adaptor Straight R1/4"(m)- R1/4"(m)
301298	Adaptor Straight R1/2"(m)- R1/2"(m)



42112

42110

301296



## Shut-off valves

Ball valves made of brass with PTFE-seals, long or short levers, intended for oil and air lines.

Part No	Description	Maximum working pressure	Connection
30101117	Ball valve G3/8"(f) 6,4Mpa	6,4 (64) MPa (bar)	3/8" (F) BSP
30101093	Ball valve G1/2"(f) 6,4Mpa	5,0 (50) MPa (bar)	1/2" (F) BSP
30101111	Ball valve G3/4"(f) 4Mpa	5,0 (50) MPa (bar)	3/4" (F) BSP
30101081	Ball valve G1"(f)	5,0 (50) MPa (bar)	1" (F) BSP
30101087	Ball valve G11/4"(f) 2,5Mpa	2,5 (25) MPa (bar)	11/4" (F) BSP
30101084	Ball valve G11/2"(f) 2,5Mpa	2,5 (25) MPa (bar)	11/2" (F) BSP
30101102	Ball valve G2"(f) 2,5Mpa	2,5 (25) MPa (bar)	2" (F) BSP
30101129	Ball valve G1/4"(f) 6,4Mpa	4,0 (40) MPa (bar)	1/4" (F) BSP
30101144	Ball valve G3/8"(f) 6,4Mpa	6,4 (64) MPa (bar)	3/8" (F) BSP
30101123	Ball valve G1/2"(f) 6,4Mpa	6,4 (64) MPa (bar)	1/2" (F) BSP
28513	Needle valve G1/4" 1Mpa. Air, made of brass	2,5 (25) MPa (bar)	1/4" (F)-(M) BSP



## Blow gun

Blow gun for efficient cleaning, made of impact resistant plastic with ergonomically designed handle. Tube length approx. 100 mm

Part No	Connection
44503	1/4" (F) BSP



## Industrial blow gun

Blow gun manufactured with a durable cast aluminum body with ergonomic grip. Includes a safety nozzle that increases the air thrust with a reduction of the noise level and minimum air consumption.

Part No	Connection
44504	1/4" (F) BSP



## Soda blasting gun

Sodablasting is a convenient method for removing paint, varnish and surface rust without damage. It can be used on glass, rubber or plastic surfaces without scratching them. It doesn't heat up nor deform sheet metal and it is efficient as well over wood. It is gentle and environmentally friendly.

### Technical data

**Maximum working pressure** 1,2 (12) MPa (bar)

**Connection** 1/4" (F) BSP

Part No	Description
44507	Soda blasting gun
44508	Soda 5 l



## Tyre inflator

Accurate, ergonomic and durable tyre inflator for all needs of tyre inflation. To be connected to the compressed air line. The gauge is protected by a rubber cover.

Part No	Maximum air pressure	Hose length	Connection
44635	0 - 1,2 (0 - 12) MPa (bar)	0,66 m	1/4" (F) BSP
44660	1,2 (12) MPa (bar)	0,3 m	1/4" (F) BSP
44640	1,2 (12) MPa (bar)		1/4" (F) BSP



## Quick coupling tyre valve

Revolutionary quick connector for tyre valves. Easy one-hand use, it is designed with a self-locking mechanism that secures the connection during inflation. Pull the sleeve to disconnect, similar to any standard air coupler. The coupler is tested and remains fully functional for 100 000 cycles and more.

Part No	Thread
44515	1/4" (F) BSP



## Air line hoses

For connection from pipeline to pump. PUR hose max. working pressure 1.5 MPa (15 bar), push-in connectors with male thread.

48101

Part No	Dimension	Thread	Length
48101	8 (5/16") mm (inch)	1/4" - 1/4" (M)-(M) BSP	1,5 m
48102	8 (5/16") mm (inch)	1/4" - 1/4" (M)-(M) BSP	3 m
48105	12 (1/2") mm (inch)	1/2" - 1/2" (M)-(M) BSP	1,5 m
48106	12 (1/2") mm (inch)	1/2" - 1/2" (M)-(M) BSP	3 m



## Quick coupling assortment

Contains 42 quick couplings 44516 and an assortment of 160 nipples, delivered in a practical bag made of strong plastic material. Contains: 44516 (x42), 48500 (x4), 48501 (x12), 48502 (x6), 48503 (x6), 48504 (x6), 48510 (x9), 48511 (x15), 48512 (x9), 48520 (x15), 48521 (x21), 48522 (x12)

Part No
49010



## Quick-coupling

Part No	Thread	Model
44516	1/4" (F) BSP	Orion Small
44521	3/8" (F) BSP	Orion Large
44531	1/2" (F) BSP	Orion Large



## Safety quick coupler

Part No	Thread	Model
44523	1/4" (M) BSP	Orion Small
44526	1/4" (F) BSP	Orion Small
44527	3/8" (F) BSP	Orion Large
44525	1/2" (M) BSP	Orion Large
44528	1/2" (F) BSP	Orion Large
203201204	3/8" (F) BSP	Tema 1600 / Cejn 320
203201205	1/2" (F) BSP	Tema 1600 / Cejn 320



## Hose adapters

Part No	Thread	Connection hose
48510	1/4" (M) BSP	Ø 6,35 (1/4") mm (inch)
48511	1/4" (M) BSP	Ø 8 (5/16") mm (inch)
48512	1/4" (M) BSP	Ø 10 (3/8") mm (inch)
48540	3/8" (M) BSP	Ø 6,35 (1/4") mm (inch)
48541	3/8" (M) BSP	Ø 8 (5/16") mm (inch)
48542	3/8" (M) BSP	Ø 10 (3/8") mm (inch)
48543	3/8" (M) BSP	Ø 13 (1/2") mm (inch)
48603	1/2" (M) BSP	Ø 6,35 (1/4") mm (inch)
48600	1/2" (M) BSP	Ø10 (3/8") mm (inch)
48601	1/2" (M) BSP	Ø13 (1/2") mm (inch)
48602	1/2" (M) BSP	Ø 19 (3/4") mm (inch)



## Nipples

Part No	Thread	Model	For Quick-Coupling
48500	1/8" (M) BSP	Orion Small	44516
48501	1/4" (M) BSP	Orion Small	44516
48502	3/8" (M) BSP	Orion Small	44516
48503	1/4" (F) BSP	Orion Small	44516
48504	3/8" (F) BSP	Orion Small	44516
48594	1/4" (M) BSPT	Orion Large	44521/44531
48530	3/8" (M) BSP	Orion Large	44521/44531
48590	1/2" (M) BSPT	Orion Large	44521/44531
48592	3/4" (M) BSPT	Orion Large	44521/44531
48531	3/8" (F) BSP	Orion Large	44521/44531
48591	1/2" (F) BSP	Orion Large	44521/44531



## Hose connector

Part No	Model	Connection hose	For Quick-Coupling
48520	Orion Small	Ø 6,35 (1/4") mm (inch)	44516
48521	Orion Small	8 (5/16") mm (inch)	44516
48522	Orion Small	10 (3/8") mm (inch)	44516
48550	Orion Large	Ø 6,35 (10) mm (inch)	44521/44531
48551	Orion Large	Ø 8 (5/16") mm (inch)	44521/44531
48552	Orion Large	Ø 10 (3/8") mm (inch)	44521/44531
48553	Orion Large	Ø 13 (3/8") mm (inch)	44521/44531



## Quick-couplings for compressed air

Profile fits Tema 1600 and Cejn 320.

Part No	Type	Connection
103205152	Nipple	1/4" (M) BSP
103201204	Coupling	3/8" (F) BSP
103205204	Nipple	3/8" (F) BSP
103201205	Coupling	1/2" (F) BSP
103201155	Coupling	1/2" (M) BSP
103205205	Nipple	1/2" (F) BSP
103201004	Coupling	Ø10 mm
103205004	Nipple	Ø 10 mm
103201005	Coupling	Ø 13 mm
103205005	Nipple	Ø 13 mm

103201004



103201205



103201155



103205152



103205004



103205205



## Quick-Couplings, high flow rate

Profile fits Tema 1800. Flow rate up to 3900 l/min.

Part No	Connection
103202004	3/8" (F) BSP
103202005	1/2" (F) BSP
103202102	1/4" (M) BSP
103202104	3/8" (M) BSP
103202105	1/2" (M) BSP



## Y-branch

Useful when, for example, you have one compressed air tube and want two outlets.

Part No	Connection
25205001	1/2" (F)-(F)-(F) BSP





**WE PROVIDE  
SOLUTIONS**

## **5 Waterbased fluids/detergents**

Air operated liquid pumps.....	84
Mixing units.....	86
Spring operated hose reels .....	87
Hose end controls.....	89
Spray handles and mobile sprayer .....	90
Drum pumps, hand operated.....	93
Drum tap, measures, etc .....	94
Installation accessories .....	96

## Stainless steel liquid pump, pressure ratio 4:1

Air operated double acting liquid pump for corrosive liquids, windscreen liquid etc. Bung adapter G2" (m) (part No 2125753) included.

### Technical data

<b>Capacity</b>	30 l/min
<b>Air connection</b>	1/4" (F) BSP
<b>Maximum air pressure</b>	1,0 (10) MPa (bar)
<b>Inlet</b>	1" (F) BSP
<b>Outlet</b>	1" (F) BSP
<b>Ratio</b>	4:1

Part No	Pump	Seals	Material pump body	ATEX Certified
22770	Short pump	PTFE / Teflon®	Stainless steel	
22775	Drum pump	PTFE / Teflon®	Stainless steel	
22771	Short pump	PTFE / Teflon®	Stainless steel	Yes
22776	208 l Drum pump	PTFE / Teflon®	Stainless steel	Yes



## Stainless steel liquid pump, pressure ratio 1:1

Air operated double acting liquid pump for corrosive liquids, windscreen liquid etc. Bung adapter G2" (m) (part No 2125753) included.

### Technical data

<b>Capacity</b>	30 l/min
<b>Air connection</b>	1/4" (F) BSP
<b>Maximum air pressure</b>	1,0 (10) MPa (bar)
<b>Inlet</b>	1" (F) BSP
<b>Outlet</b>	3/4" (M) BSP
<b>Ratio</b>	1:1

Part No	Pump	Seals	Material pump body
22772	Short pump	PTFE / Teflon®	Stainless steel
22777	208 l Drum pump	PTFE / Teflon®	Stainless steel



## Liquid pump, corrosion protected, pressure ratio 1:1

Corrosion protected, air operated, double acting liquid pump. Bung adapter G 2" (m) included.

### Technical data

<b>Capacity</b>	40 l/min
<b>Air connection</b>	1/4" (F) BSP
<b>Maximum air pressure</b>	1,0 (10) MPa (bar)
<b>Inlet</b>	1" (F) BSP
<b>Outlet</b>	3/4" (F) BSP
<b>Ratio</b>	1:1

Part No	Pump
22820	Short pump
22825	208 l Drum pump



## Drum pump installation kit

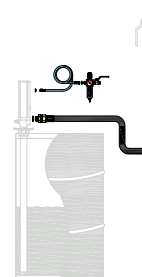
Components for a drum mounted air operated pump (208 l drum or tank). **Note! Pump not included.**

### Information

Air line hose L = 1,5 m x 8 mm

Fluid line hose L = 1,5 m

Part No	Description	Media
99625	Installation kit for air operated drum pump	Oil/Glycol
99725	Installation kit for air operated drum pump (excl. FRL)	Oil/Glycol
99675	Connection kit, Components for pump installation to drums.	Water/Antifreeze/Windshield Wash/Degreaser
99775	Drum Pump Installation kit (excl FRL)	Water/Antifreeze/Windshield Wash/Degreaser



## Wall mounted pump installation kit, drum

Components for an air operated pump, for 208 l drums and 1.000 l IBC containers. **Note!**  
**Pump not included, ordered separately.**

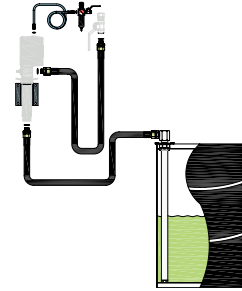
Information

Air line hose L= 1,5 m

Outlet hose L= 1,5 m

Suction hose L= 2 m and suction tube L= 1 m

Part No	Description	Media
99626	Installation kit for a remote wall mounted air operated pump. For drum or IBC	Oil/Glycol
99726	Installation kit for a remote wall mounted air operated pump. For drum or IBC (excl. FRL)	Oil/Glycol
99676	Installation kit for wall mounted stainless steel pump	Water/Antifreeze/Windshield Wash/Degreaser
99776	Installation kit for wall mounted stainless steel pump (excl FRL)	Water/Antifreeze/Windshield Wash/Degreaser



## Wall mounted pump installation kit, tank

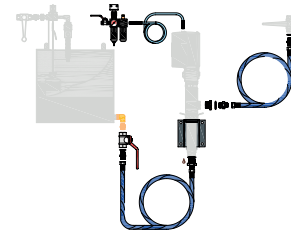
Components for a remote wall mounted air operated pump with a tank suction attachment.  
 Note: Pump not included, ordered separately.

Information

Air line hose 1,5 m x 8 mm

2 pcs Line hose 1,5 m x 1/2"

Part No	Description	Media
99630	Installation kit stainless steel for a remote wall mounted air operated pump for connection to an tank	Water/Antifreeze/Windshield Wash/Degreaser
99730	Installation kit stainless steel for a remote wall mounted air operated pump for connection to an tank (excl. FRL)	Water/Antifreeze/Windshield Wash/Degreaser



## Air operated diaphragm pump 1:1

Transfer pump for connection to bulk tank or drum. Air operated double diaphragm for transferring various fluids.

### Technical data

<b>Air connection</b>	3/8" (F) BSP
<b>Maximum air pressure</b>	0,8 (8) MPa (bar)
<b>Ratio</b>	1:1



Part No	Capacity	Media	ATEX Certified	Connection
22202	20 l/min	Windscreen fluid/AdBlue®		1/4" - 1/4" (F)-(F) BSP
22206	30 l/min	Windscreen fluid/AdBlue®		1/2" - 1/2" (F)-(F) BSP
22208	30 l/min	Fuels, solvents, Toulén, Ethanol, etc.	Yes	1/2" - 1/2" (F)-(F) BSP
22211	50 l/min	Waste oil		1/2" - 1/2" (F)-(F) BSP
22230	50 l/min	Windscreen fluid/AdBlue®		1/2" - 1/2" (F)-(F) BSP
22238	50 l/min	Fuels, solvents, Toulén, Ethanol, etc.	Yes	1/2" - 1/2" (F)-(F) BSP
22325	100 l/min	Windscreen fluid/AdBlue®		1" - 1" (F)-(F) BSP
22331	200 l/min	Windscreen fluid/AdBlue®		1" - 1" (F)-(F) BSP
22328	100 l/min	Fuels, solvents, Toulén, Ethanol, etc.	Yes	1" - 1" (F)-(F) BSP

## Material description diaphragm pumps (wetted parts)

Part No	Seals	Material pump body	Material diaphragm	Material balls
22202	FKM / Viton®	Polypropylene	TPE / Hytrel®	PTFE / Teflon®
22206	FKM / Viton®	Polypropylene	TPE / Hytrel®	PTFE / Teflon®
22208	FKM / Viton®	Polypropylene	PTFE / Teflon®	PTFE / Teflon®
22211	FKM / Viton®	Aluminium	TPE / Hytrel®	POM / Acetal
22230	FKM / Viton®	Polypropylene	TPE / Hytrel®	PTFE / Teflon®
22238	FKM / Viton®	Polypropylene	PTFE / Teflon®	PTFE / Teflon®
22325	FKM / Viton®	Polypropylene	TPE / Hytrel®	PTFE / Teflon®
22331	FKM / Viton®	Polypropylene	TPE / Hytrel®	PTFE / Teflon®
22328	FKM / Viton®	Polypropylene	PTFE / Teflon®	PTFE / Teflon®

## Wall mounted diaphragm pump installation kit

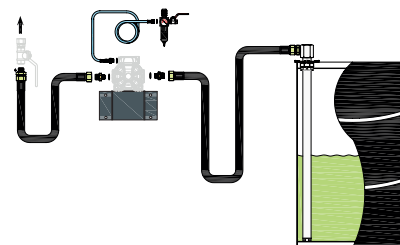
Components for an air operated pump, for 208 l drums and 1.000 l IBC containers. **Note!** Pump not included, ordered separately.

Information

Air line hose L= 1,5 m

Outlet hose L= 1,5 m

Suction hose L= 2 m and suction tube L= 1 m



Part No	Description	Media
99666	Installation kit for wall mounted air operated diaphragm pump 1/2" for drum	Oil/Glycol
99766	Installation kit for wall mounted air operated diaphragm pump 1/2" for drums (excl. FRL)	Oil/Glycol
99668	Installation kit for wall mounted diaphragm pump 1/2", for 208 l drum or IBC	Water/Antifreeze/Windshield Wash/Degreaser
99768	Installation kit for wall mounted diaphragm pump 1/2", for 208 l drum or IBC (excl. FRL)	Water/Antifreeze/Windshield Wash/Degreaser

## Mixing pump

Air operated mixing pump for glycol and windshield fluids with a fixed mix. The wall mounted unit has a suction attachment for connection to the concentrate container. Complete unit to connect directly to the air supply line and distribution pipework. We recommend that you invest in control equipment for the concentrate container to prevent unmixed water being distributed when the concentrate container is empty.

Part No	Capacity	Maximum air pressure
24891	~15 l/min	0,7 (7) MPa (bar)






## Mixing unit with ejector from 20% to 50%

Water operated mixing unit with ejector for windshield fluids, adjustable with nozzles between 25% to 50% mix. The wall mounted unit has a suction attachment for connection to the concentrate container. Complete unit for connection to the water line.

Part No	Capacity
24189	15 l/min



## To put together a complete mixing and distribution kit

Use a mixing unit (24189), installation kit (99630) and pump (22770). All necessary items are included. We recommend that you invest in control equipment (SPEC8121) for the concentrate container to prevent unmixed water being distributed when the container is empty.

## Ejector mixing unit

Proportioner that automatically mix liquid cleaning and sanitizing concentrates with water and dispense the diluted solution into any container. The unit is threaded directly onto the container of concentrate or by means of an adaptor. Comes with 13 different nozzles for a dilution range of approx 1:1-100:1 (water : concentrate). NOTE! The outlet hose must not be equipped with any type of shut-off valve, as the water can go backwards into concentrate with risk of overflow. Assure that a backflow valve is fitted to the fresh water line to avoid chemicals entering the water line.

Part No
24188



## Diaphragm mixing pump 1:1 ratio

Transfer pump for connection to bulk tank or drum. air operated double diaphragm pump for mixing and transferring various fluids.

### Technical data

Capacity	50 l/min
Air connection	3/8" (F) BSP
Maximum air pressure	0,8 (8) MPa (bar)
Inlet	2X3/8" (F) BSP
Outlet	1/2" (F) BSP

Part No	Seals	Material pump body	Material diaphragm	Material balls
22221	FKM / Viton®	Aluminium	TPE / Hytrel®	POM / Acetal
22227	FKM / Viton®	Polypropylene	TPE / Hytrel®	PTFE / Teflon®



## Series ORM

Robust open hose reel made of lacquered steel sheet with oil -resistant reinforced hose. Can be equipped with pivotable bracket, article no 28913. For mounting in any position on wall or ceiling. Recommended mounting height, at least 2.5m above floor. For more information, see Chapter 8 hose reels.

Part No	Dimension	Maximum working pressure	Media	Hose length
65135	12,5 (1/2") mm (inch)	7,5 (75) MPa (bar)	Windscreen fluid/ Degreaser	15 m



## Series ORS

Open hose reel with low weight made of aluminum with oil -resistant reinforced hose. Can be equipped with pivotable bracket, article no 28913. For mounting in any position on wall or ceiling. Recommended mounting height, at least 2.5m above floor. For more information, see Chapter 8 hose reels.

Part No	Dimension	Maximum working pressure	Media	Hose length
45222	10 (3/8") mm (inch)	2,0 (20) MPa (bar)	Air/Water	10 m
45225	10 (3/8") mm (inch)	2,0 (20) MPa (bar)	Air/Water	15 m
45235	12,5 (1/2") mm (inch)	2,0 (20) MPa (bar)	Air/Water	15 m
65232	12,5 (1/2") mm (inch)	7,5 (75) MPa (bar)	Windscreen fluid/ Degreaser	10 m
65235	12,5 (1/2") mm (inch)	7,5 (75) MPa (bar)	Windscreen fluid/ Degreaser	15 m



## Series OR

Open hose reel made of lacquered steel sheet with oil -resistant reinforced hose. Can be equipped with pivotable bracket, article no 28902. For mounting in any position on wall or ceiling. Recommended mounting height, at least 2.5m above floor. For more information, see Chapter 8 hose reels.

Part No	Dimension	Maximum working pressure	Media	Hose length
45336	12,5 (1/2") mm (inch)	1,8 (18) MPa (bar)	Air/Water	20 m
24957	10 (3/8") mm (inch)	18 (180) MPa (bar)	Hot water	20 m



45336



24957

## Series ORL

Robust open hose reel made of lacquered steel sheet with oil -resistant reinforced hose. Can be equipped with pivotable bracket, article no 28913. For mounting in any position on wall or ceiling. Recommended mounting height, at least 2.5m above floor. For more information, see Chapter 8 hose reels.

Part No	Dimension	Maximum working pressure	Media	Hose length
65455	19 (3/4") mm (inch)	2,0 (20) MPa (bar)	Windscreen fluid/AdBlue®	15 m



## Series CRO

Cased hose reel made of aluminum with oil -resistant reinforced hose. Can be equipped with pivotable bracket, article no 28913. For mounting in any position on wall or ceiling. Recommended mounting height at least 2.5m above floor. For more information, see Chapter 8 hose reels.

Part No	Dimension	Maximum working pressure	Media	Hose length
46225	10 (3/8") mm (inch)	2,0 (20) MPa (bar)	Air/Water	15 m
46235	12,5 (1/2") mm (inch)	2,0 (20) MPa (bar)	Air/Water	15 m
66232	12,5 (1/2") mm (inch)	7,5 (75) MPa (bar)	Windscreen fluid/ Degreaser	10 m
66235	12,5 (1/2") mm (inch)	7,5 (75) MPa (bar)	Windscreen fluid/ Degreaser	15 m



## Series CRK

Cased hose reel made of lacquered steel sheet with oil -resistant reinforced hose. Can be equipped with pivotable bracket, article no 28913. For mounting in any position on wall or ceiling. Recommended mounting height at least 2.5m above floor. For more information, see Chapter 8 hose reels.

Part No	Dimension	Maximum working pressure	Media	Hose length
46425	10 (3/8") mm (inch)	2 (20) MPa (bar)	Air/Water	15 m
46435	12,5 (1/2") mm (inch)	2 (20) MPa (bar)	Air/Water	15 m
66432	12,5 (1/2") mm (inch)	7,5 (75) MPa (bar)	Windscreen fluid/ Degreaser	10 m
66435	12,5 (1/2") mm (inch)	7,5 (75) MPa (bar)	Windscreen fluid/ Degreaser	15 m



## Series CRS

Small enclosed hose reel made of lacquered steel sheet with oil -resistant hose. Equipped with pivotable bracket for mounting in optional position on wall or ceiling. For more information, see Chapter 8 hose reels.

Part No	Description	Inlet	Maximum working pressure
46715	Hose Reel CRS Air/Water 15m 5/16" black extra flexible composite hose and metal swivel	3/8" (F)-(M) BSP	2,0 (20) MPa (bar)
46315	Hose Reel CRS Air/Water 15m 5/16" blue composite hose and plastic swivel	8 (5/16") mm (inch)	2,0 (20) MPa (bar)
46724	Hose Reel CRS Air/Water 12m 3/8" black extra flexible composite hose and metal swivel	3/8" (F)-(M) BSP	2,0 (20) MPa (bar)
46324	Hose Reel CRS Air/Water 12m 3/8" blue composite hose and plastic swivel	8 (5/16") mm (inch)	2,0 (20) MPa (bar)



## Water control valve with rubber outlet

Part No	Connection
24105	1/4" (F) BSP
2410564	3/8" (F) BSP
2410561	1/2" (F) BSP



## Water control valve with rigid outlet

Part No	Connection
24106	1/4" (F) BSP
2410664	3/8" (F) BSP
2410661	1/2" (F) BSP



## Control valve for water based fluids

Water control valve with special rubber outlet that prevents foaming.

Part No	Description	Connection
2468060	Water control valve with swivel G1/2"(m)	1/2" (M) BSP
2468061	Water control valve with swivel G1/2"(m).	1/2" (F) BSP
2468064	Water control valve with swivel G3/8"(f).	3/8" (F) BSP
24144	Digital hose end meter for water based fluids G1/2" (m)	1/2" (M) BSP
24143	Digital hose end meter for water based fluids G1/2" (f)	1/2" (F) BSP



## Wash handle

Heavy duty wash handle made of rubber covered die-cast brass. Flow pattern regulated by the trigger.

Part No	Maximum working pressure	Connection
28182	3,0 (30) MPa (bar)	1/2" (F) BSP
2818264	3,0 (30) MPa (bar)	3/8" (F) BSP



## Wash handle

Straight form wash nozzle with on/off and flow pattern regulated by turning the sleeve.

**Note! Part no 28268 should not be pressurized when closed!**

Part No	Maximum working pressure	Seals	Material	Connection
28268	1,0 (10) MPa (bar)	Metal	Brass	12,5 (1/2") mm (inch)
28368	1,6 (16) MPa (bar)	O-ring	Brass	12,5 (1/2") mm (inch)
28369	1,6 (16) MPa (bar)	O-ring	Stainless steel	1/2" (F) BSP



## Wash handle

Heavy duty wash handle made of die-cast brass with rubber covered handle. Supplied with two nozzles, 2 mm and 4 mm jet holes. Flow pattern adjustable with control knob.

Part No	Maximum working pressure	Connection
16004	3,0 (30) MPa (bar)	12,5 (1/2") mm (inch)
16006	3,0 (30) MPa (bar)	19 (3/4") mm (inch)



## High pressure lance

Lance for high pressure washing. Equipped with ergonomic and insulated handle and nozzle protection.

### Technical data

Connection 3/8" (F) BSP

Part No	Length
28453	800 mm
28454	1200 mm



## General information

In practice, industrial substances are mixtures whose compositions and effects on other materials are known only by their manufacturers. This is why testing by the user – possibly in co-ordination with the manufacturer of the spray medium – is so essential. Safety datasheets are usually not sufficient for an accurate evaluation of the material compatibility. Metal sprayers are not suitable for hydrogen peroxide, and plastic units can only be used after preliminary testing and with limited concentrations and exposure periods.

Important factors to consider in choosing a sprayer:

Highest operational temperature (spray medium):

Plastic sprayers 30 °C.

Sprayers with metal tanks 40 °C.

Viscosity of spray medium:

Up to approx. 1,5 times the viscosity of water. If coarser droplets and a reduced spray angle are acceptable, the viscosity can be even greater.

Flammable liquids:

Flammable liquids with a flash point below 55 °C must not be used in sprayers.

## Spray handle with spray tube, brass

Designed for use with detergents. Consists of a brass valve body with 580 mm brass outlet tube and two nozzles, one with an adjustable spray pattern.

Part No	Maximum working pressure	Length	Connection
24029	3,5 (35) MPa (bar)	720 mm	3/8" (M) BSP
24108	3,5 (35) MPa (bar)	720 mm	3/8" (F) BSP



## Spray handle with spray tube

Designed for use with detergents. Consists of a thermoplastic valve body (24680) with an brass or stainless steel outlet tube. Two different spray nozzles for water and petroleum based detergents.

Part No	Outlet	Length	Connection
24098	Brass	500 mm	1/2" (F) BSP
24099	Brass	915 mm	1/2" (F) BSP
24225	Stainless steel	1000 mm	1/2" (M) BSP



## High pressure swivel

Designed for use with water or detergents.

Part No	Maximum working pressure	Connection
24518	25 (250) MPa (bar)	3/8" (F)-(M) BSP



## Adjustable nozzles

Part No	Description
550012	Adjustable spraying nozzle
2140102	Adjustable spraying nozzle for 24108



## Mobile sprayer

Air operated sprayer, comprising of a steel container, fitted with a compressed air connection and pressure gauge, Ø 30 mm (1 1/4") filler hole, sight gauge and two Ø 100 mm (4") wheels. Preload the container with compressed air 0,3-0,7 MPa (3-7 bar). The dispenser can be used without permanent connection to air pressure. Max. admissible tank capacity is 3/4 of total capacity. Complete with 1,5 m hose and spray handle. Note: Suitable for petroleum based detergents only!

Part No	Dimension	Volume	Weight (Gross)
22422	350 x 380 x 780 mm	~24 l	13,9 kg



## High-pressure compression sprayer

For forming oil, vehicle cleaning with mildly caustic cleaning detergents. Durable stainless steel tank for extra resistance, Viton seals, special oil hose that is flexible at low temperatures, 50 cm continuously rotatable brass spray wand, fine special flat spray nozzle with fine filter. Pressure is generated by using the hand pump. The 10 l sprayer can also be filled with compressed air from an external line. NOTE! Not suitable for spray mediums that are corrosive to brass or stainless steel.



Part No	Description
3595F	Sprayer 6L
3615F	Sprayer 10Litres
3965	Trolley for 3595F or 3615F.
6321L	Control Valve with Spiral Hose
3658	Spray Tube and nozzle
2303	Nozzle, round spraypattern
1421F	Nozzle, flat spraypattern

## Sprayer

Sprayer in polyethylene with 40 cm spray nozzle. The pressure is generated by a hand pump. Especially suitable for spraying chemicals in all areas, from strong acids (sprayer with FPM seals) to highly alkaline products (sprayer with EPDM seals).

3275PP

Part No	Maximum pressure	Pump	Volume	Seals	Weight (Gross)
3275PP	0,3 (3) MPa (bar)	Hand operated	5 l	FKM / Viton®	2,9 kg
3275PE	0,3 (3) MPa (bar)	Hand operated	5 l	EPDM	2,9 kg
3270PP	0,3 (3) MPa (bar)	Hand operated	10 l	FKM / Viton®	3,2 kg
3270PE	0,3 (3) MPa (bar)	Hand operated	10 l	EPDM	2,9 kg



## Hand held sprayers

For cleaning, corrosion protection, lubrication, impregnation. Flexi plus and Universal has a powerful air pump to build up pressure. A safety valve protects against over compression. Tank with fill level scale, Viton® seals and adjustable nozzle.

Part No	Maximum pressure	Pump	Volume	Weight (Gross)
3131P	0,3 (3) MPa (bar)	Hand operated	1,5 l	0,1 kg
3132PG	0,3 (3) MPa (bar)	Hand operated	1,5 l	0,42 kg
3132PR	0,3 (3) MPa (bar)	Hand operated	1,0 l	0,41 kg
3132PP	0,3 (3) MPa (bar)	Hand operated	1,5 l	0,42 kg
3132BC	0,3 (3) MPa (bar)	Hand operated	1,5 l	0,42 kg
3132NG	0,3 (3) MPa (bar)	Hand operated	1,5 l	0,42 kg
3111P		Hand operated	1 l	0,1 kg

3131P



3132PG



3132PR



3111P



3132PP



3132BC



## Rotary pump

For water based fluids and other chemicals. Made of PVC with Ø 27 mm outlet pipe and G2" (m) bung adapter.

Part No	Capacity	Riser tube length	Pump tube
21200	0,3 l/revolution	280-1030 mm	ø 44 mm



## Drum pump

Wide range of hand-operated piston pumps in several models in different materials for the highest compatibility with different types of liquids. Delivered with telescopic suction tube, G2" and G1 1/2" bung adapter.

Part No	Description	Capacity	Media	Colour
21210	Drum pump made of polypropylene.	0,3 - 0,45 l/ stroke	Antifreeze/Degreaser	Black/blue
21211	Drum pump made of polypropylene	0,3-0,45 l/ stroke	Antifreeze/Degreaser	Black/green
21215	Drum Pump. Made of Rytton with the piston made of stainless steel.	0,3 - 0,45 l/ stroke	Water/Antifreeze/Windshield Wash/Degreaser	Black
21131	Drum Pump PP/EPDM Blue	0,5 l/stroke	Water/Antifreeze/Degreaser	Black/blue
21132	Drum Pump PP/Viton Red	0,5 l/stroke	Water/Antifreeze/Windshield Wash/Degreaser	Black/red
21122	Drum Pump 208 l drum. Made of polypropylene with Viton seals.	0,3 l/stroke	Water/Antifreeze/Windshield Wash/Degreaser	Black/blue



## Hand operated diaphragm pump

For transfer of different fluids. The pump can be used for drums (with a special adapter kit included in 21221) or wall mounted. Lot of different fluids can be transferred, even contaminated fluids.

Part No	Description	Capacity
21220	Hand operated diaphragm pump.	25 l/min
21221	Hand operated diaphragm pump (incl accessories).	25 l/min



## Drum pump

Part No	Riser tube length	Material
21027	1000 mm	Nylon 6
21047	500 mm	Nylon 6
21028	1000 mm	Polypropylen
21048	500 mm	Polypropylen
21300	700 mm	Stainless steel



## Manual syphon pumps

Part No	For container	Capacity	Riser tube length
21230	25 l	~6,5 l/min	390 mm
21232	208 l	~18,5 l/min	850 mm



## Drum tap

Part No	Thread	Seals	Material
24506	2" (M) BSP	NBR / Buna-N	Aluminium
24580	3/4" (M) BSP	PTFE / Teflon®	Stainless steel

24506



24580



## Graduated measures

Measures moulded from high quality plastic in various sizes as a set.

Part No
21609



## Plastic measures

Measuring jugs with handle, made of polyethylene, resistant to oil, gasoline and chemicals.

Part No	Volume
21625	1,0 l
21626	2,0 l
21657	3,0 l
21627	5,0 l



## Tin measures

Measuring jugs with handle, made of tinned metal, resistant to oil, gasoline and chemicals.

Part No	Volume
21637	1,0 l
21638	2,0 l
21667	5,0 l
21668	10,0 l
21669	20,0 l



21637

21668

## Containers

Container with handle, made of polyethylene. Filling hole with lid and capped nozzle.

Part No	Volume
21644	6 l
21666	11 l



21644

## Oil drain & parts cleaning pans

Handy oil drain & parts cleaning pan for washing small parts or for oil drain. Made of oil and chemical resistant polyethylene.

Part No	Description	Volume
21635	Wash/ Waste oil bowl 8L in polyethylene.	8 l
21619	Wash/ Waste oil bowl 14L in polyethylene.	14 l
21509	Waste oil container 8L	8 l



21635

21509

21619



## Funnels

Funnels with handle, made of chemical resistant polyethylene with splash rim and removable brass strainer.

Part No	Volume
21630	1,3 l
21631	1,3 l
21633	0,05-0,27 l



## Anti-splash funnels

Part No	Dimension
21632	Ø 190 mm
21605	Ø 230 mm



## Garage funnels

Part No	Description	Dimension
21606	Garage funnel 300 mm with a strainer.	300 mm
21607	Garage funnel 300mm with a diesel/water separator filter.	300 mm



## Tin funnels

Funnels with handle, made of tinned metal, resistant to oil, gasoline and chemicals.

Part No	Dimension
21628	Ø 160 mm
21629	Ø 200 mm
21634	L=300 mm



## Garage kit

Includes the most commonly used measures, funnels, container and oil drain.

Part No
21610



## Air treatment units

Part No	Description	Type	Connection
42103	FR-Unit with valve 1/4"	42009, 42107, 42110	1/4" (F) BSP
42105	FRL-Unit with valve 1/4"	42107, 42009, 42108, 42110	1/4" (F) BSP
2026154	Bracket		
2226155	Hose Air 0,15Mx1/4" 90°G1/4"(f)	G1/4"(f)-	



## Air line hoses

For connection from pipeline to pump. PUR hose max. working pressure 1.5 MPa (15 bar), push-in connectors with male thread.

Part No	Dimension	Thread	Length
48101	8 (5/16") mm (inch)	1/4" - 1/4" (M)-(M) BSP	1,5 m
48102	8 (5/16") mm (inch)	1/4" - 1/4" (M)-(M) BSP	3 m
48105	12 (1/2") mm (inch)	1/2" - 1/2" (M)-(M) BSP	1,5 m
48106	12 (1/2") mm (inch)	1/2" - 1/2" (M)-(M) BSP	3 m

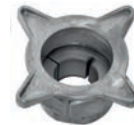
48101



## Bung adapters

With split collar. G2" (m) thread for drum or drum covers.

Part No	Pump	Pump tube
28595	22700, 22705, 22720, 22725, 22750, 22752, 22772	Ø 50 mm
28592	22800, 22802, 22805, 22820, 22825, 22850, 22852	Ø 52 mm
2125753	22770, 22775	Ø 54 mm



## Drum cover protection (208 l drums)

Part No	Capacity	Dimension	Quantity
34108	50 l	Ø 560 mm	25 pce
34109	~2 l	Ø 560 mm	1 pce



## Wall bracket and floor stand

Part No	Description
28524	Wall bracket pump mounting thread G2" (f).
28506	Floor bracket pump mounting thread G2" (f).
28553	Wall bracket for diaphragm pump 1/2"
28552	Wall bracket for 1" diaphragm pump.



## Water inlet filter

For installation in pipe lines to prevent contamination.

Part No	Maximum pressure	Connection
28303	1,4 (14) MPa (bar)	3/4" (F) BSP

28303



2390196



## Strainers

For mounting in pipe lines to prevent meters being damaged due to contamination. Washable cartridge of stainless steel. Max 5 MPa (50 bar).

Part No	Type	Thread	Filtration
28022		1/2" (F) BSP	400 µm
28059		3/4" (F) BSP	400 µm
24583		3/4" 1/2" (F)-(F) BSP	25 µm

24583

28022  
28059

## Distribution hoses

Nitrile rubber hoses, 1/2" i.d. steel braided, PN 13,8 MPa (138 bar), swaged couplings G1/2" swivelling nuts, incl. two connection adapters, G1/2" (m) - G3/4" (m).

### Technical data

Thread 1/2" 3/4" (F)-(M) BSP

Part No	Length
28009	2 m
28010	3 m
28011	4 m
28012	5 m
28013	6 m
28015	8 m



## Connection hoses

Connection hose, steel braided, swaged couplings with swivelling nuts and adapter.

Part No	Thread	Media	Length
28078	1" (F)-(M) BSP	Oil/Glycol	1,0 m
28080	1" 90° (F)-(M) BSP	Oil/Glycol	1,0 m
28079	3/4" 1" (F)-(M) BSP	Oil/Glycol	1,5 m
28639	1/2" 3/4" (M)-(M) BSP	Water/Antifreeze/Windshield Wash/Degreaser	1,5 m
28649	1/2" 3/4"/1" (M)-(M) BSP	Water/Antifreeze/Windshield Wash/Degreaser	1,5 m
24228	1/2" 1/2" (F)-(F) BSP	Water/Antifreeze/Windshield Wash/Degreaser	2 m

28078

28080

28079



## Drum suction attachments

Riser tube with foot valve and G2" bung adapter, hose 3/4" i.d., with swaged couplings G3/4" swivelling nut incl. adapters, G3/4" (m). Suction tube diameter for 28310 and 28311 Ø 42 mm.

Part No	Description	Dimension	Media	Hose length	Riser tube length
28310	Riser tube 1,08 m with foot valve.	19 (3/4") mm (inch)	Oil/Glycol	2 m	1,08 m
28311	Riser tube 1,7 m with foot valve.	19 (3/4") mm (inch)	Oil/Glycol	2 m	1,7 m
28309	Drum Suction Attachment. Riser tube 1,08 m, for corrosive liquids.	19 (3/4") mm (inch)	Water/Antifreeze/Windshield Wash/Degreaser	2 m	1,08 m
28321	Suction hose 5 m with foot valve	25 (1") mm (inch)	Oil/Glycol	5 m	



## Shut-off valves

Ball valves made of brass with PTFE-seals, long or short levers, intended for oil and air lines.



Part No	Type	Maximum working pressure	Connection
30101117	Lever	6,4 (64) MPa (bar)	3/8" (F) BSP
30101093	Lever	5,0 (50) MPa (bar)	1/2" (F) BSP
30101111	Lever	5,0 (50) MPa (bar)	3/4" (F) BSP
30101081	Lever	5,0 (50) MPa (bar)	1" (F) BSP
30101084	Lever	2,5 (25) MPa (bar)	1 1/2" (F) BSP
30101087	Lever	2,5 (25) MPa (bar)	1 1/4" (F) BSP
30101102	Lever	2,5 (25) MPa (bar)	2" (F) BSP
30101129	Handle	4,0 (40) MPa (bar)	1/4" (F) BSP
30101144	Handle	6,4 (64) MPa (bar)	3/8" (F) BSP
30101123	Handle	6,4 (64) MPa (bar)	1/2" (F) BSP

## Pressure relief valve

For protection of equipment against system pressure increase due to thermal expansion. (1 °C increase in temperature can cause 1,0 MPa, 10 bar increase in system pressure). Our 3:1 and 5:1 oil pumps are fitted with a pressure relief valve as standard.

28623



28629



Part No	Description
28623	Pressure relief valve opening pressure 60 Bar
28625	Pressure relief valve 60bar brass
28629	Banjo fitting
28642	Safety Kit for preventing overpressure, brass
28673	Safety Kit for preventing overpressure, steel

## Drip holsters

To protect hose end meters and control valves when not in use and to collect any drips.

Part No	Description
29090	Drip holster. Standard
29086	Drip holster with separate drip container.
29096	Drip holster with separate drip container.



## Hose storage brackets

Part No	Description
6027	Hose storage bracket.
28185	Hose bracket. To keep the hose close to the wall.

6027



28185



## Hose storage rack

Designed for max. 30 m x 1/2"-hose, made of galvanized steel. Two fixing holes Ø 6 mm for wall mounting. Dimensions: approx. 200 x 300 x 120 mm (W x H x D).

28251



Part No
28251



**WE PROVIDE  
SOLUTIONS**

## **6 Diesel**

Electric diesel pumps.....	100
Air operated diaphragm diesel pumps.....	102
Spring operated hose reels .....	102
Funnels and jerry cans .....	103

## Wall mounted pump kit 230 VAC 70 l/min.

70 l/min. pump mounted on a bracket for wall or tank mounting. The unit includes a 230 V diesel pump with on/off switch and 1.8 m cable, wall bracket, 4 m delivery hose, automatic nozzle and a three digit meter, flange mounted to the pump. Fluid inlet connection: 1" BSP (f). Meter valid for non commercial applications only.



### Part No

53700

## Wall mounted pump kit 230 VAC 50 l/min.

70 l/min. pump mounted on a bracket for wall or tank mounting. The unit includes a 230 V diesel pump with on/off switch and 1.8 m cable, wall bracket, 4 m delivery hose, automatic nozzle and a three digit meter, flange mounted to the pump. Fluid inlet connection: 1" BSP (f). Meter valid for non commercial applications only.



### Part No

53701

## Diesel transfer pump kit 230 VAC 50 and 70 l/min.

### Technical data

Voltage	220 V AC
Hose length	4 m
Cable length	2 m



Part No	Capacity
53710	50 l/min
53713	70 l/min

## Diesel transfer pump kit 12 or 24 VDC

### Technical data

Hose length	4 m
Cable length	2 m



Part No	Capacity	Voltage
53711	40 l/min	24 V DC
53712	40 l/min	12 V DC
53714	60 l/min	24 V DC

## Diesel transfer pumps

Self priming pumps with self-adjustable vanes. Pump body made of castiron with rustproof treatment, rotor of sintered steel and vanes of acetal resin. The pump includes a by-pass valve and a built in filter with easy access for cleaning.

### Technical data

Connection 1" (F)-(F) BSP

Part No	Capacity	Voltage
53740	50 l/min	230 V AC
53741	70 l/min	230 V AC
53736	65 l/min	24 V DC
53730	40 l/min	12 V DC
53731	60 l/min	12 V DC



## Mobile refill tank for diesel

Complete fitted with a 12V electric pump 40 l/min, hose and automatic nozzle. Single walled tank with lid and integrated fork lifting points. Integrated nozzle holder. Meter can be fitted as an option.

Part No	Capacity	Volume	Weight (Gross)
53762	40 l/min	220 l	31 kg
53764	40 l/min	440 l	70 kg



## Mobile diesel distributor

Mobile distributor. Complete fitted with pump, hose and nozzle. Single walled tank with integrated handle. Nozzle holder is also integrated. Can be transported laying down. Meter can be fitted as an option. Dimensions (L x W x H): 500 x 470 x 1100 mm. Weight empty approx. 15 kg. Can be transported lying down.

Part No	Capacity	Pump	Weight (Gross)
63210	110 l	Hand operated	18 kg
63215	110 l	12 V DC	18 kg



## Diesel pump accessories

Part No	Description	Connection
23605	Automatic nozzle diesel	1" (F) BSP
23608	Automatic Nozzle Diesel	1" (F) BSP
23606	Manual Diesel Nozzle	1" (F) BSP
23607	Inlet Swivel Diesel for G1"(f) Nozzles.	
23604	Swivel Diesel 3/4"(m)-1"(f) for 23605	
23604	Swivel Diesel 3/4"(m)-1"(f) for 23605	
28321	Suction hose 5 m with foot valve	
23609	Suction attachment with telescopic suction tube 1000/1800 mm	



## Meters

Part No	Description	Capacity	Maximum working pressure	Connection
23610	Diesel Meter 100 l/min.	10-100 l/min	1,0 (10) MPa (bar)	1" (F)-(F) BSP
24759	Digital turbine meter	5-120 l/min	1,0 (10) MPa (bar)	1" (F) BSP



## Diaphragm pump 1:1

Transfer pump for connection to bulk tank or drum. Air operated double diaphragm for transferring various fluids.

### Technical data

**Maximum air pressure** 0,8 (8) MPa (bar)

Part No	Capacity	Air connection	Inlet	Outlet
22210	50 l/min	3/8" (F) BSP	1/2" (F) BSP	1/2" (F) BSP
22310	100 l/min	3/8" (F) BSP	1" (F) BSP	1" (F) BSP
22330	250 l/min	1/2" (F) BSP	1 1/2" (F) BSP	1 1/2" (F) BSP



## Installation kit for diaphragm pump

Components for an air operated pump, for 208 l drums and 1.000 l IBC containers. **Note!** Pump not included, ordered separately.

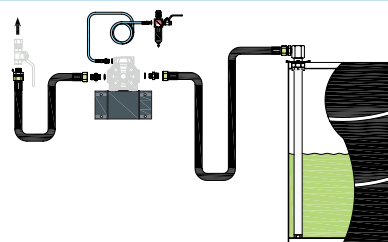
### Information

Air line hose L= 1,5 m

Outlet hose L= 1,5 m

Suction hose L= 2 m and suction tube L= 1 m

Part No	Description
99666	Installation kit for wall mounted air operated diaphragm pump 1/2" for drum
99766	Installation kit for wall mounted air operated diaphragm pump 1/2" for drums (excl. FRL)
99667	Installation kit for wall mounted air operated diaphragm pump 1" for drum
99767	Installation kit for wall mounted air operated diaphragm pump 1" for drum (excl. FRL)



## Fuel suction unit for gasoline, E85 & diesel

Suction removal directly from vehicle tanks. The unit includes a 120 l container, air operated diaphragm pump with a capacity of 7 l/min, fluid filter, hose and adaptors. The unit meets all the requirements for explosive environments.

Part No
29555



## Series ORL

Robust open hose reel made of lacquered steel sheet with oil -resistant reinforced hose. Can be equipped with pivotable bracket, article no 28913. For mounting in any position on wall or ceiling. Recommended mounting height, at least 2.5m above floor. For more information, see Chapter 8 hose reels.

Part No	Dimension	Maximum working pressure	Media	Hose length
25436	12,5 (1/2") mm (inch)	7,5 (75) MPa (bar)	Oil/Air/Diesel	20 m
25455	19 (3/4") mm (inch)	7,5 (75) MPa (bar)	Oil/Air/Diesel	15 m





## Series LOR

Open hose reel made of lacquered steel sheet with oil -resistant reinforced hose. Can be equipped with pivotable bracket, article no 28904. For mounting in any position on wall or ceiling. Recommended mounting height at least 2.5m above floor. For more information, see Chapter 8 hose reels.

Part No	Dimension	Maximum working pressure	Media	Hose length
25556	19 (3/4") mm (inch)	6,0 (60) MPa (bar)	Oil/Air/Diesel	20 m
25565	25 (1") mm (inch)	6,0 (60) MPa (bar)	Oil/Air/Diesel	15 m



## Series ORB

Extra robust open hose reel made of lacquered steel sheet with oil -resistant reinforced hose. For mounting in any position on wall, floor or ceiling. Recommended mounting height, at least 2.5m above floor. For more information, see Chapter 8 hose reels.

Part No	Dimension	Maximum working pressure	Media	Hose length
25657	19 (3/4") mm (inch)	7,5 (75) MPa (bar)	Oil/Air/Diesel	25 m
25665	25 (1") mm (inch)	7,5 (75) MPa (bar)	Oil/Air/Diesel	15 m



## Series ORH

Extra robust open hose reel made of lacquered steel sheet with oil -resistant reinforced hose. For mounting on floor. For more information, see Chapter 8 hose reels.

Part No	Dimension	Maximum working pressure	Media	Hose length
25885	37,5 (1 1/2") mm (inch)	2,0 (20) MPa (bar)	Oil/Diesel	15 m



## Series CRK

Cased hose reel made of lacquered steel sheet with oil -resistant reinforced hose. Can be equipped with pivotable bracket, article no 28913. For mounting in any position on wall or ceiling. Recommended mounting height at least 2.5m above floor. For more information, see Chapter 8 hose reels.

Part No	Dimension	Media	Hose length
36441	16 (5/8") mm (inch)	Waste oil/Diesel	6 m



## Anti-splash funnels

Part No	Dimension
21632	Ø 190 mm
21605	Ø 230 mm



21632  
21605

## Garage funnels

Part No	Description	Dimension
21606	Garage funnel 300 mm with a strainer.	300 mm
21607	Garage funnel 300mm with a diesel/water separator filter.	300 mm



## Plastic jerry cans

Suitable solution for storing and supplying fuel. Manufactured in a resistant red opaque HDPE. Product includes cap to avoid spillage and spout to ease delivery. They are ideal for keeping a fuel safety stock or for manually refuelling machines or vehicles where needed. There are three sizes available, all UN Approved.

Part No	Description	Volume
21675	Jerrycan Plastic 5L	5 l
21676	Jerrycan Plastic 10L	10 l
21677	Jerrycan Plastic 20L	20 l



## Metal jerry cans

Suitable solution for storing and supplying fuel. Manufactured in a resistant sturdy metal construction with protective paint. Product includes cap to avoid spillage. They are ideal for keeping a fuel safety stock or for manually refuelling machines or vehicles where needed. There are three sizes available, all UN Approved. Outlet spout not included.

Part No	Description	Volume
21685	Jerrycan Metal 5L	5 l
21686	Jerrycan Metal 10L	10 l
21687	Jerrycan Metal 20L	20 l
21690	Spout for Jerry Can	



## **7 AdBlue**

AdBlue® electric pumps .....	106
Air operated AdBlue® pumps .....	107
Spring operated hose reels .....	109
AdBlue® nozzles & meters.....	110
Hand operated drum pump.....	111
AdBlue® accessories .....	111

## Electric 230 V diaphragm pump

Self-priming electric pump suitable for professional transfer of AdBlue® and other water-based non corrosive fluids from IBCs, drums or other containers.

### Technical data

<b>Capacity</b>	31 l/min
<b>Maximum pressure</b>	0,16 (1,6) MPa (bar)
<b>Cable length</b>	2 m
<b>Max suction height</b>	1,8 m
<b>Connection</b>	1" (M) BSP



Part No	Motor	Voltage
55520	400 W	230 V AC

## Electrical 12/24 V diaphragm pump

Self-priming electric pump suitable for professional transfer of AdBlue® and other water-based non corrosive fluids from IBCs, drums or other containers.

### Technical data

<b>Capacity</b>	35 l/min
<b>Maximum pressure</b>	0,16 (1,6) MPa (bar)
<b>Cable length</b>	2 m
<b>Max suction height</b>	1,8 m
<b>Connection</b>	1" (M) BSP



Part No	Motor	Voltage
55530	260 W	12 V DC
55531	310 W	24 V DC

## Distribution kit with electric pump

Consisting of electric diaphragm pump, 2,5 m suction hose with foot valve and 4 m outlet hose with manual nozzle.

Part No	Pump	Voltage
75010	55520	230 V AC
75011	55530	12 V DC
75012	55531	24 V DC



## Distribution kit with electric pump 230 VAC and meter

Consisting of electric diaphragm pump 230 VAC, pump bracket for IBC or plastic drums, 1,5 m suction hose with connection adapter for suction tube, 4 m outlet hose with meter and manual nozzle or automatic nozzle.

Part No	Description
75015	Distribution kit AdBlue® with diaphragm pump 55520, 230V with manual nozzle and meter
75016	Distribution kit AdBlue® with diaphragm pump 55520, 230V with automatic nozzle and meter



## Mobile AdBlue® dispenser with electric pump 230 VAC and meter

Consisting of drum trolley with electric diaphragm pump 230 VAC, 1,5 m suction hose with suction strainer and 3 m outlet hose with automatic nozzle. Electric cable reel for increased operating range available as an accessory sold separately.

Part No	Description
75020	Mobile AdBlue® Dispenser with diaphragm pump 230 V and meter
53621	Cable Reel Electric 230V - 10M
28654	Bracket for cable or hose reel



## Mobile refill tank for AdBlue®

Complete fitted with a 12V electric pump 40 l/min, hose and automatic nozzle. Single walled tank with lid and integrated fork lifting points. Integrated nozzle holder. Meter can be fitted as an option.

Part No	Capacity	Volume	Packaging LxWxH
53772	35 l/min	220 l	0,9 x 0,6 x 0,62 m
53774	35 l/min	440 l	1,2 x 0,8 x 0,8 m



## Mobile AdBlue® distributor

Mobile distributor. Complete fitted with pump, hose and nozzle. Single walled tank with integrated handle. Nozzle holder is also integrated. Can be transported laying down. Meter can be fitted as an option. Dimensions (L x W x H): 500 x 470 x 1100 mm. Weight empty approx. 15 kg. Can be transported lying down.

Part No	Capacity	Pump	Volume
73210		Hand operated	110 l
73215	35 l/min	12 V DC	110 l



## Air operated diaphragm pump 1:1

Air operated diaphragm pump for AdBlue® etc. Polypropylene model is suitable for transfer applications. Stainless steel model is suitable for pipe installations.

### Technical data

<b>Air connection</b>	3/8" (F) BSP
<b>Maximum air pressure</b>	0,8 (8) MPa (bar)
<b>Inlet</b>	1/2" (F) BSP
<b>Outlet</b>	1/2" (F) BSP

Part No	Capacity	Material pump body
22206	30 l/min	Polypropylene
22230	50 l/min	Polypropylene
22240	50 l/min	Stainless steel



## Wall mounted diaphragm pump installation kit

Components for an air operated pump, for 208 l drums and 1.000 l IBC containers. **Note! Pump not included, ordered separately.**

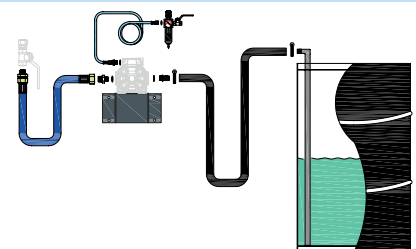
### Information

Air line hose L= 1,5 m

Outlet hose L= 1,5 m

Suction hose L= 2 m and suction tube L= 1 m

Part No	Description
99668	Installation kit for wall mounted diaphragm pump 1/2", for 208 l drum or IBC
99768	Installation kit for wall mounted diaphragm pump 1/2", for 208 l drum or IBC (excl. FRL)



## Distribution kit with air operated diaphragm pump for trucks

Consisting of air operated diaphragm pump 22230, pump bracket for plastic drums or IBCs 75300, 1,5 m suction hose with connection adapter for suction tube and 3 m outlet hose with nozzle.



Part No	Description
75050	Distribution kit Adblue® with air operated diaphragm pump 22230 with manual nozzle
75051	Distribution kit Adblue® with air operated diaphragm pump with automatic nozzle

## Distribution kit with air operated diaphragm pump for cars

Consisting of air operated diaphragm pump 22206, pump bracket for plastic drums or IBCs, 1,5 m suction hose with connection adapter for suction tube and 3 m outlet hose with nozzle.



Part No	Description
75055	Distribution kit Adblue® with air operated diaphragm pump 22206 and manual nozzle 2468070
75056	Distribution kit Adblue® with air operated diaphragm pump 22206 and digital meter 24145
75057	Distribution equipment Adblue® complete with air operated diaphragm pump 22206 and digital meter 24146 with overfilling indication

## Mobile AdBlue® dispenser with air operated diaphragm pump and meter

Consisting of drum trolley with air operated diaphragm pump 22206, 1,5 m suction hose with suction strainer and 3 m outlet hose with automatic nozzle. Air hose reel for increased operating range available as an accessory sold separately.



Part No	Description
75060	Mobile dispenser Adblue® with air operated diaphragm pump 22206 automatic nozzle, meter and trolley
46315	Hose Reel CRS Air/Water 15m 5/16" blue composite hose and plastic swivel
28654	Bracket för cable or hose reel

## Mobile AdBlue® dispenser with air operated diaphragm pump

Consisting of drum trolley with plastic drum, air operated diaphragm pump, 1,5 m suction hose with suction strainer and 3 m outlet hose with manual nozzle. For example, when performing repairs, the unit can be used to evacuate the AdBlue® from a vehicles tank and then refill with the same fluid.

Part No
75000



## Series ORS

Open hose reel with low weight made of aluminum with oil -resistant reinforced hose. Can be equipped with pivotable bracket, article no 28913. For mounting in any position on wall or ceiling. Recommended mounting height, at least 2.5m above floor. For more information, see Chapter 8 hose reels.

Part No	Dimension	Maximum working pressure	Media	Hose length
75232	12,5 (1/2") mm (inch)	1,5 (15) MPa (bar)	AdBlue®	10 m
75235	12,5 (1/2") mm (inch)	1,5 (15) MPa (bar)	AdBlue®	15 m



## Series OR

Open hose reel made of lacquered steel sheet with oil -resistant reinforced hose. Can be equipped with pivotable bracket, article no 28902. For mounting in any position on wall or ceiling. Recommended mounting height, at least 2.5m above floor. For more information, see Chapter 8 hose reels.

Part No	Dimension	Maximum working pressure	Media	Hose length
24971	12,5 (1/2") mm (inch)	6,0 (60) MPa (bar)	AdBlue®	20 m
75355	19 (3/4") mm (inch)	1,8 (18) MPa (bar)	AdBlue®	15 m



## Series ORL

Robust open hose reel made of lacquered steel sheet with oil -resistant reinforced hose. Can be equipped with pivotable bracket, article no 28913. For mounting in any position on wall or ceiling. Recommended mounting height, at least 2.5m above floor. For more information, see Chapter 8 hose reels.

Part No	Dimension	Maximum working pressure	Media	Hose length
65455	19 (3/4") mm (inch)	2,0 (20) MPa (bar)	Windscreen fluid/AdBlue®	15 m



## Series CRK

Cased hose reel made of lacquered steel sheet with oil -resistant reinforced hose. Can be equipped with pivotable bracket, article no 28913. For mounting in any position on wall or ceiling. Recommended mounting height at least 2.5m above floor. For more information, see Chapter 8 hose reels.

Part No	Dimension	Maximum working pressure	Media	Hose length
76432	12,5 (1/2") mm (inch)	3 (30) MPa (bar)	AdBlue®	10 m
76435	12,5 (1/2") mm (inch)	3 (30) MPa (bar)	AdBlue®	15 m



## Series CRO

Cased hose reel made of aluminum with oil -resistant reinforced hose. Can be equipped with pivotable bracket, article no 28913. For mounting in any position on wall or ceiling. Recommended mounting height at least 2.5m above floor. For more information, see Chapter 8 hose reels.

Part No	Dimension	Maximum working pressure	Media	Hose length
76232	12,5 (1/2") mm (inch)	1,5 (15) MPa (bar)	AdBlue®	10 m
76235	12,5 (1/2") mm (inch)	1,5 (15) MPa (bar)	AdBlue®	15 m



## AdBlue® nozzles

Part No	Description	Capacity	Connection
23580	Nozzle manual AdBlue® with swivel	80 l/min	1" (F) BSP
75203	Nozzle Manual Adblue®	80 l/min	ø19 mm
2468070	Nozzle manual AdBlue® with swivel	40 l/min	1/2" (M) BSP
23577	Nozzle automatic AdBlue® with swivel	45 l/min	19 (3/4") mm (inch)
75204	Nozzle Automatic AdBlue® with swivel	45 l/min	1/2" (M) BSP
75200	Nozzle automatic Adblue®, with swivel and magnetic mis-filling device	45 l/min	19 (3/4") Ø mm (inch)
75201	Nozzle automatic Adblue® Elaflex with swivel	10 l/min	1" (M) BSP
75202	Nozzle automatic Adblue®, with swivel	15 l/min	19 (3/4") mm (inch)
75205	Nozzle automatic for Adblue®, with swivel	15 l/min	1/2" (M) BSP
75211	Sleeve G1"(f) Stainless Steel		1" (F) BSP
75210	Swivel Chem G1/2"(m)-G1"(m) Stainless Steel		1/2" - 1" (M)-(M) BSP



## AdBlue® hose end meter

AdBlue® nozzle with digital meter. One model featuring an electronic indication when the container is full to prevent over-filling.

Part No	Description	Capacity	Maximum working pressure	Connection
24145	Digital hose end meter for fluids, stainless swivel G1/2"(m).	5 - 15 l/min	3,0 (30) MPa (bar)	1/2" (M) BSP
24146	Digital hose end meter AdBlue® with overfilling indication	5 - 15 l/min	3,0 (30) MPa (bar)	1/2" (M) BSP



## AdBlue® meter

AdBlue® meter with big display for simple installation. The meter can be installed directly on the control valve or at the end of the hose. The meter is powered by two batteries which can be easily replaced.

Part No	Description	Capacity	Maximum working pressure	Connection
24759	Digital turbine meter	5-120 l/min	1,0 (10) MPa (bar)	1" (F) BSP
25051	Digital inline-meter G1/2"(f) stainless steel	1 - 50 l/min	10 (100) MPa (bar)	1/2" (F) BSP
25052	Digital inline-meter G1/2"(f) PVC	1 - 50 l/min	3,0 (30) MPa (bar)	1/2" (F) BSP





## Hand operated drum pump

Wide range of hand-operated piston pumps in several models in different materials for the highest compatibility with different types of liquids. Delivered with telescopic suction tube, G2" and G1 1/2" bung adapter.



Part No	Description	Capacity
21131	Drum Pump PP/EPDM Blue	0,5 l/stroke
21122	Drum Pump 208 l drum. Made of polypropylene with Viton seals.	0,3 l/stroke
28400	Hose Adblue® 2Mx1/2" with Valve for 21122 & 21131	

## Rotary pump

For water based fluids and other chemicals. Made of PVC with Ø 27 mm outlet pipe and G2" (m) bung adapter.

Part No	Capacity	Riser tube length	Pump tube	Weight (Gross)
21200	0,3 l/revolution	280-1030 mm	ø 44 mm	1,95 kg



## Distribution kit with hand operated drum pump

Consisting of hand operated drum pump, pump bracket for IBC, 1,5 m suction hose with connection adapter and 2 m outlet hose with manual nozzle.

Part No	Description
75100	Pump kit Adblue® for IBC with hand operated lever pump and manual nozzle



## Drum adapters

Part No	Description
2310033	Adapter Mauser (m) - Trisure (f)
2310039	Lid for IBC 160x7mm, 56x4 Trisure (f)
2310045	Bung adaptor DIN61-3/4"(f)
28235	Adapter G2" (f) -Trisure Ø 55 mm, pitch approx. 4 mm (m)
28236	Adapter G2" (f) -Multi adapter with locking screw Ø55-65 mm(f)
28234	Adapter G2" (f) -Midland
28238	Adapter G2" (f) - Mauser Ø 70 mm, pitch approx. 6 mm (m)
28239	Adapter G2" (f) - Berg Ø 53 mm, pitch approx. 3,5 mm (f)
2310035	Adapter G2" (f) - DIN 70 (f) pitch approx. 6 mm
2310034	Adapter G2" (f) - DIN 61 (f) pitch approx. 5 mm (IBC)
2310037	Adapter G3/4" (f) - Trisure Ø 56 mm, pitch 4 mm (m)
2310038	Adapter G3/4" (f) - DIN 70 (f) pitch approx. 6 mm
28339	Adapter DIN 61 suits the most IBC containers - Hose tail 25 mm (1")
2310044	Adapter G2" (f) - DIN 63 (f)
2310043	Lid for IBC Ø160mm G2"(f)



## Accessories

Part No	Description	Thread	Connection
2410046	Telescopic suction tube with suction tube adaptor for AdBlue® in drums and IBC	2" Trisure	20 mm
28409	Suction pipe 1" PVC Ø40 L1200mm included 1,5m 1" hose		
7350012	Hose fitting G1" (f) - Ø20 mm Plastic		Ø20 - 1" ØMM-(F) (G)
7350013	Hose fitting G1" (f) - Ø25 mm Plastic		Ø25 - 1" ØMM-(F) (G)
7350009	Hose fitting G1" (m) - Ø20 mm Plastic		Ø20 - 1" ØMM-(M) BSP
7350016	Hose fitting G3/4" (m) - Ø13 mm Plastic		Ø13 - 3/4" ØMM-(M) BSP
7350006	Hose fitting G1/2" (m) - Ø13 mm Plastic		Ø13 - 1/2" ØMM-(M) BSP
7350008	Hose fitting G1/2" (m) - Ø20 mm Plastic		Ø20 - 1/2" ØMM-(M) BSP
7350005	Adaptor G1/2" (m) - G3/4" (f) Plastic		3/4" - 1/2" (F)-(M) BSP
7350015	Adaptor G1/2" (m) - G1/2" (m) Plastic		1/2" - 1/2" (M)-(M) BSP
7350021	Check valve G1"(f) - G1"(f) Plastic		1" - 1" (F)-(F) BSP
7350020	Foot valve with strainer G1"(f) Plastic		1" (F) BSP
72101126	Hose clamp Ø12-20mm		
72101081	Hose clamp Ø16-25mm		
72101087	Hose clamp Ø20-32mm		
75300	Pump Bracket for Plastic Drums and IBC containers.		
14095008	Hose Adblue® 1/2" rubber (per meter)		
14611008	Hose Adblue® 1/2" transparent, per meter		
14611012	Hose Adblue® 3/4" transparent, per meter		
14611016	Hose AdBlue® 1" transparent, per meter		

2410046



7350012



7350013



7350020



7350021



72101081



14611008



75300



## **8 Hose reels**

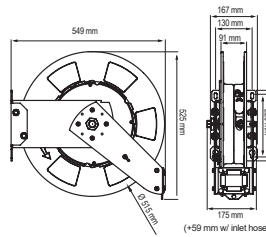
Hose reels, open .....	114
Hose reels, enclosed .....	119
Electric cable reels .....	121
Hose reel accessories .....	122

## General information

Wherever longer hoses are required it is strongly recommended that hose reels are used. There are several advantages in using hose reels, such as longer hose life, increased safety and improved efficiency. Once installed the hose is always readily available but can be retracted out of the way when not in use. Hose free floors will reduce the risk of accidents due to tripping and will also aid identification. As a consequence they help to increase the efficiency and hence the profitability of the workshop. Hose reels can be installed on the wall, floor or ceiling or to special frameworks. We recommend that they should be installed at least 2,5 meters above the floor. Certain larger models are only for floor mounting.

## Series ORM

Robust open hose reel made of lacquered steel sheet with oil -resistant reinforced hose. Can be equipped with pivotable bracket, article no 28913. For mounting in any position on wall or ceiling. Recommended mounting height, at least 2.5m above floor.

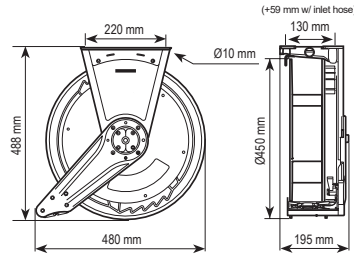


28913

Part No	Dimension	Inlet	Outlet	Maximum working pressure	Media	Hose length
45135	12,5 (1/2") mm (inch)	1/2" (F)-(M) BSP	1/2" (M) BSP	2,0 (20) MPa (bar)	Air/Water	15 m
25135	12,5 (1/2") mm (inch)	1/2" (F)-(M) BSP	1/2" (F)-(M) BSP	7,5 (75) MPa (bar)	Oil/Air	15 m
15125	10 (3/8") mm (inch)	3/8" (F)-(M) BSP	1/4" (M) BSPT	40 (400) MPa (bar)	Grease	15 m
55125	10 (3/8") mm (inch)	3/8" (F)-(M) BSP	3/8" (F)-(M) BSP	18 (180) MPa (bar)	Hot water	15 m
25105		1/2" (M) BSP	1/2" (M) BSP	7,5 (75) MPa (bar)	Oil/Air	15 m max (without hose)
65135	12,5 (1/2") mm (inch)	1/2" (F)-(M) BSP	1/2" (F)-(M) BSP	7,5 (75) MPa (bar)	Windscreen fluid/ Degreaser	15 m

### Series ORS

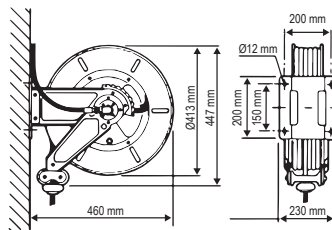
Open hose reel with low weight made of aluminum with oil -resistant reinforced hose. Can be equipped with pivotable bracket, article no 28913. For mounting in any position on wall or ceiling. Recommended mounting height, at least 2.5m above floor.



Part No	Dimension	Inlet	Outlet	Maximum working pressure	Media	Hose length
45222	10 (3/8") mm (inch)	1/2" (F)-(M) BSP	3/8" (M) BSP	2,0 (20) MPa (bar)	Air/Water	10 m
45225	10 (3/8") mm (inch)	1/2" (F)-(M) BSP	3/8" (M) BSP	2,0 (20) MPa (bar)	Air/Water	15 m
45235	12,5 (1/2") mm (inch)	1/2" (F)-(M) BSP	1/2" (M) BSP	2,0 (20) MPa (bar)	Air/Water	15 m
25232	12,5 (1/2") mm (inch)	1/2" (F)-(M) BSP	1/2" (F)-(M) BSP	10 (100) MPa (bar)	Oil/Air	10 m
25235	12,5 (1/2") mm (inch)	1/2" (F)-(M) BSP	1/2" (F)-(M) BSP	10 (100) MPa (bar)	Oil/Air	15 m
15212	6,25 (1/4") mm (inch)	1/4" (F)-(M) BSP	1/4" (M) BSP	35 (350) MPa (bar)	Grease	10 m
15225	10 (3/8") mm (inch)	3/8" (F)-(M) BSP	1/4" (M) BSP	35 (350) MPa (bar)	Grease	15 m
55225	10 (3/8") mm (inch)	3/8" (F)-(M) BSP	3/8" (F)-(M) BSP	17 (170) MPa (bar)	Hot water	15 m
65232	12,5 (1/2") mm (inch)	1/2" (F)-(M) BSP	1/2" (F)-(M) BSP	7,5 (75) MPa (bar)	Windscreen fluid/ Degreaser	10 m
65235	12,5 (1/2") mm (inch)	1/2" (F)-(M) BSP	1/2" (F)-(M) BSP	7,5 (75) MPa (bar)	Windscreen fluid/ Degreaser	15 m
35241	16 (5/8") mm (inch)	1/2" (F)-(M) BSP	1/2" (F)-(M) BSP		Waste oil	6 m
75232	12,5 (1/2") mm (inch)	1/2" (F)-(M) BSP	1/2" (F)-(M) BSP	1,5 (15) MPa (bar)	AdBlue®	10 m
25205		1/2" (M) BSP	1/2" (M) BSP	10 (100) MPa (bar)	Oil	15 m max (without hose)

### Series OR

Open hose reel made of lacquered steel sheet with oil -resistant reinforced hose. Can be equipped with pivotable bracket, article no 28902. For mounting in any position on wall or ceiling. Recommended mounting height, at least 2.5m above floor.



Part No	Dimension	Inlet	Outlet	Maximum working pressure	Media	Hose length
45336	12,5 (1/2") mm (inch)	1/2" (F)-(M) BSP	1/2" (M) BSPT	1,8 (18) MPa (bar)	Air/Water	20 m
25336	12,5 (1/2") mm (inch)	1/2" (F)-(M) BSP	1/2" (F) BSP	6,0 (60) MPa (bar)	Oil/Air	20 m
15325	10 (3/8") mm (inch)	3/8" (F)-(M) BSP	3/8" (F) BSP	40 (400) MPa (bar)	Grease	15 m
75355	19 (3/4") mm (inch)	19 (3/4") mm (inch)	19 (3/4") mm (inch)	1,8 (18) MPa (bar)	AdBlue®	15 m
25306		3/8" (F) BSP		40 (400) MPa (bar)	Various	20 m max (without hose)
44465	2x10 (2x3/8") mm (inch)	2x10 (2x3/8") mm (inch)	2x10 (2x3/8") mm (inch)	2,0 (20) MPa (bar)	Oxygen/ propane	15 m

## Series OR Stainless steel

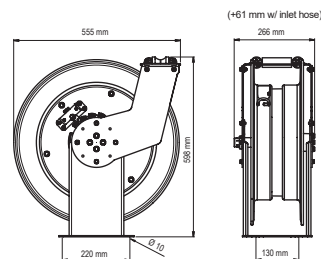
Open hose reel made of stainless steel with oil -resistant reinforced hose. Can be equipped with pivotable bracket, item no 28902. NOTE! Swivel bracket is made of lacquered steel sheet. For mounting in any position on wall or ceiling. Recommended mounting height, at least 2.5m above floor.



Part No	Dimension	Inlet	Outlet	Maximum working pressure	Media	Hose length
45335RF	12,5 (1/2") mm (inch)	1/2" (F)-(M) BSP	1/2" (M) BSPT	1,8 (18) MPa (bar)	Air/Water	15 m
25335RF	12,5 (1/2") mm (inch)	1/2" (F)-(M) BSP	1/2" (F) BSP	6,0 (60) MPa (bar)	Oil/Air	15 m
24957	10 (3/8") mm (inch)	3/8" (F)-(M) BSP	3/8" (F) BSP	18 (180) MPa (bar)	Hot water	20 m
24971	12,5 (1/2") mm (inch)	1/2" (F)-(M) BSP	1/2" (F) BSP	6,0 (60) MPa (bar)	AdBlue®	20 m
65335RF	12,5 (1/2") mm (inch)	1/2" (F)-(M) BSP	1/2" (F) BSP	6,0 (60) MPa (bar)	Windscreen fluid/Degreaser	15 m

## Series ORL

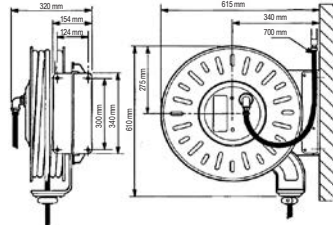
Robust open hose reel made of lacquered steel sheet with oil -resistant reinforced hose. Can be equipped with pivotable bracket, article no 28913. For mounting in any position on wall or ceiling. Recommended mounting height, at least 2.5m above floor.



Part No	Dimension	Inlet	Outlet	Maximum working pressure	Media	Hose length
25436	12,5 (1/2") mm (inch)	1/2" (F)-(M) BSP	1/2" (F)-(M) BSP	7,5 (75) MPa (bar)	Oil/Air/Diesel	20 m
25455	19 (3/4") mm (inch)	3/4" (F)-(M) BSP	3/4" (F)-(M) BSP	7,5 (75) MPa (bar)	Oil/Air/Diesel	15 m
15436	12,5 (1/2") mm (inch)	1/2" (F)-(M) BSP	1/2" (F)-(M) BSP	27,5 (275) MPa (bar)	Grease	20 m
65455	19 (3/4") mm (inch)	3/4" (F)-(M) BSP	3/4" (F)-(M) BSP	2,0 (20) MPa (bar)	Windscreen fluid/AdBlue®	15 m
25406		1/2" (F) BSP	1/2" (M) BSP	7,5 (75) MPa (bar)	Oil/Air/Diesel	20 m max (without hose)

## Series LOR

Open hose reel made of lacquered steel sheet with oil -resistant reinforced hose. Can be equipped with pivotable bracket, article no 28904. For mounting in any position on wall or ceiling. Recommended mounting height at least 2.5m above floor.



Part No	Dimension	Inlet	Outlet	Maximum working pressure	Media	Hose length
25537	12,5 (1/2") mm (inch)	1/2" (F) BSP	1/2" (F) BSP	6,0 (60) MPa (bar)	Oil/Air	25 m
25556	19 (3/4") mm (inch)	3/4" (F) BSP	3/4" (F) BSP	6,0 (60) MPa (bar)	Oil/Air/Diesel	20 m
25559	19 (3/4") mm (inch)	3/4" (F) BSP	3/4" (F) BSP	6,0 (60) MPa (bar)	Oil/Glycol	35 m
25565	25 (1") mm (inch)	1" (F) BSP	1" (F) BSP	6,0 (60) MPa (bar)	Oil/Air/Diesel	15 m
15527	10 (3/8") mm (inch)	3/8" (F) BSP	3/8" (F) BSP	40 (400) MPa (bar)	Grease	25 m
55527	10 (3/8") mm (inch)	3/8" (F) BSP	3/8" (F) BSP	40 (400) MPa (bar)	Hot water	25 m
55537	12,5 (1/2") mm (inch)	1/2" (F) BSP	1/2" (F) BSP	30 (300) MPa (bar)	Hot water	25 m
25507					Various	25 m max (without hose)

## Series LOR Stainless steel

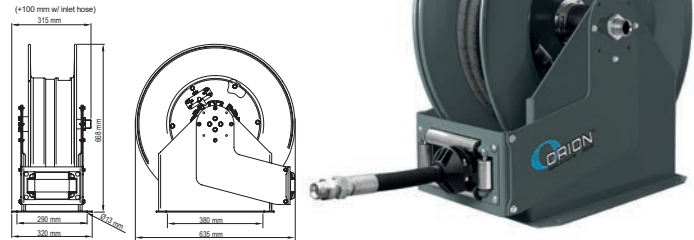
Open hose reel made of stainless steel with oil -resistant reinforced hose. Can be equipped with pivotable bracket, article no 28904. NOTE! Swivel bracket is made of lacquered steel sheet. For mounting in any position on wall or ceiling. Recommended mounting height, at least 2.5m above floor.



Part No	Dimension	Inlet	Outlet	Maximum working pressure	Maximum temperature	Media	Hose length
24965	12,5 (1/2") mm (inch)	1/2" (F) BSP	1/2" (F) BSP	30 (300) MPa (bar)	150 °C	Hot water	25 m
24960						Various	25 m max (without hose)

## Series ORB

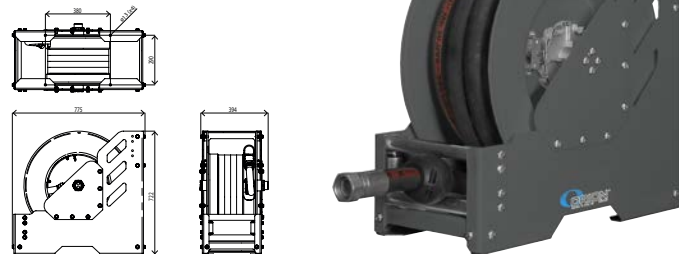
Extra robust open hose reel made of lacquered steel sheet with oil -resistant reinforced hose. For mounting in any position on wall, floor or ceiling. Recommended mounting height, at least 2.5m above floor.



Part No	Dimension	Inlet	Outlet	Maximum working pressure	Media	Hose length
25638	12,5 (1/2") mm (inch)	1" (F)-(M) BSP	1/2" (F)-(M) BSP	7,5 (75) MPa (bar)	Oil/Air	30 m
25656	19 (3/4") mm (inch)	3/4" (F)-(M) BSP	3/4" (F)-(M) BSP	7,5 (75) MPa (bar)	Oil/Air	30 m
25657	19 (3/4") mm (inch)	3/4" (F)-(M) BSP	3/4" (F)-(M) BSP	7,5 (75) MPa (bar)	Oil/Air/Diesel	25 m
25665	25 (1") mm (inch)	1" (F)-(M) BSP	1" (F)-(M) BSP	7,5 (75) MPa (bar)	Oil/Air/Diesel	15 m
45665	25 (1") mm (inch)	1" (F)-(M) BSP	1" (F)-(M) BSP	1,5 (15) MPa (bar)	Air/Water	15 m
45638	12,5 (1/2") mm (inch)	1/2" (F)-(M) BSP	1/2" (F)-(M) BSP	1,5 (15) MPa (bar)	Air/Water	30 m
25606		1" (M) BSP	1" (F) BSP	7,5 (75) MPa (bar)	Oil/Air/Diesel	1"x15 / 3/4"x20 m max (without hose)
25608		1" (M) BSP	1" (F) BSP	7,5 (75) MPa (bar)	Oil/Air/Diesel	1/2"x30 / 3/4"x25 m max (without hose)

## Series ORH

Extra robust open hose reel made of lacquered steel sheet with oil -resistant reinforced hose. For mounting on floor.

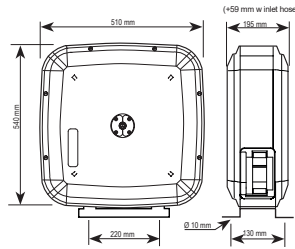


Part No	Dimension	Inlet	Outlet	Maximum working pressure	Media	Hose length
25885	37,5 (1 1/2") mm (inch)	1 1/2" (F) BSP	1 1/2" (F) BSP	2,0 (20) MPa (bar)	Oil/Diesel	15 m
25805	37,5 (1 1/2") mm (inch)	1 1/2" (F) BSP	1 1/2" (F) BSP	2,0 (20) MPa (bar)	Oil/Diesel	15 m max (without hose)



## Series CRO

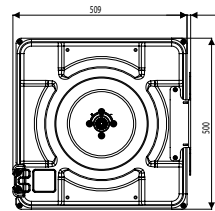
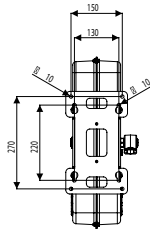
Cased hose reel made of aluminum with oil -resistant reinforced hose. Can be equipped with pivotable bracket, article no 28913. For mounting in any position on wall or ceiling. Recommended mounting height at least 2.5m above floor.



Part No	Dimension	Inlet	Outlet	Maximum working pressure	Media	Hose length
46222	10 (3/8") mm (inch)	1/2" (F)-(M) BSP	3/8" (M) BSP	2,0 (20) MPa (bar)	Air/Water	10 m
46225	10 (3/8") mm (inch)	1/2" (F)-(M) BSP	3/8" (M) BSP	2,0 (20) MPa (bar)	Air/Water	15 m
46235	12,5 (1/2") mm (inch)	1/2" (F)-(M) BSP	1/2" (M) BSP	2,0 (20) MPa (bar)	Air/Water	15 m
26232	12,5 (1/2") mm (inch)	1/2" (F)-(M) BSP	1/2" (F)-(M) BSP	10 (100) MPa (bar)	Oil/Air	10 m
26235	12,5 (1/2") mm (inch)	1/2" (F)-(M) BSP	1/2" (F)-(M) BSP	10 (100) MPa (bar)	Oil/Air	15 m
16212	6,35 (1/4") mm (inch)	1/4" (F)-(M) BSP	1/4" (M) BSP	35 (350) MPa (bar)	Grease	10 m
16225	10 (3/8") mm (inch)	3/8" (F)-(M) BSP	1/4" (M) BSP	35 (350) MPa (bar)	Grease	15 m
56225	10 (3/8") mm (inch)	3/8" (F)-(M) BSP	3/8" (F)-(M) BSP	17 (170) MPa (bar)	Hot water	15 m
66232	12,5 (1/2") mm (inch)	1/2" (F)-(M) BSP	1/2" (F)-(M) BSP	7,5 (75) MPa (bar)	Windscreen fluid/ Degreaser	10 m
66235	12,5 (1/2") mm (inch)	1/2" (F)-(M) BSP	1/2" (F)-(M) BSP	7,5 (75) MPa (bar)	Windscreen fluid/ Degreaser	15 m
36241	16 (5/8") mm (inch)	1/2" (F) BSP	1/2" (F)-(M) BSP		Waste oil	6 m
76232	12,5 (1/2") mm (inch)	1/2" (F)-(M) BSP	1/2" (F)-(M) BSP	1,5 (15) MPa (bar)	AdBlue®	10 m
76235	12,5 (1/2") mm (inch)	1/2" (F)-(M) BSP	1/2" (F)-(M) BSP	1,5 (15) MPa (bar)	AdBlue®	15 m
26205		1/2" (M) BSP	1/2" (M) BSP	10 (100) MPa (bar)	Oil/Air	15 m max (without hose)

## Series CRK

Cased hose reel made of lacquered steel sheet with oil -resistant reinforced hose. Can be equipped with pivotable bracket, article no 28913. For mounting in any position on wall or ceiling. Recommended mounting height at least 2.5m above floor.

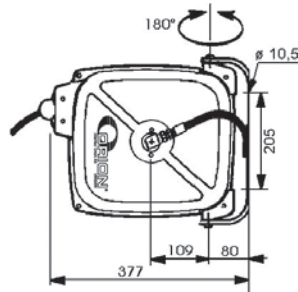


28913

Part No	Dimension	Inlet	Outlet	Maximum working pressure	Media	Hose length
46422	10 (3/8") mm (inch)	1/2" - 3/8" (F)-(M) BSP	3/8" (M) BSP	2 (20) MPa (bar)	Air/Water	10 m
46425	10 (3/8") mm (inch)	1/2" - 3/8" (F)-(M) BSP	3/8" (M) BSP	2 (20) MPa (bar)	Air/Water	15 m
46435	12,5 (1/2") mm (inch)	1/2" (F)-(M) BSP	1/2" (M) BSP	2 (20) MPa (bar)	Air/Water	15 m
26432	12,5 (1/2") mm (inch)	1/2" (F)-(M) BSP	1/2" (F)-(M) BSP	9 (90) MPa (bar)	Oil/Air	10 m
26435	12,5 (1/2") mm (inch)	1/2" (F)-(M) BSP	1/2" (F)-(M) BSP	9 (90) MPa (bar)	Oil/Air	15 m
16412	6,35 (1/4") mm (inch)	1/4" (F)-(M) BSP	1/4" (M) BSP	35 (350) MPa (bar)	Grease	10 m
16425	10 (3/8") mm (inch)	3/8" (F)-(M) BSP	1/4" (M) BSPT	35 (350) MPa (bar)	Grease	15 m
56425	10 (3/8") mm (inch)	3/8" (F)-(M) BSP	3/8" (F)-(M) BSP	17 (170) MPa (bar)	Hot water	15 m
66432	12,5 (1/2") mm (inch)	1/2" (F)-(M) BSP	1/2" (F)-(M) BSP	7,5 (75) MPa (bar)	Windscreen fluid/Degreaser	10 m
66435	12,5 (1/2") mm (inch)	1/2" (F)-(M) BSP	1/2" (F)-(M) BSP	7,5 (75) MPa (bar)	Windscreen fluid/Degreaser	15 m
36441	16 (5/8") mm (inch)	1/2" (F) BSP	1/2" (F)-(M) BSP		Waste oil/Diesel	6 m
76432	12,5 (1/2") mm (inch)	1/2" (F)-(M) BSP	1/2" (F)-(M) BSP	3 (30) MPa (bar)	AdBlue®	10 m
76435	12,5 (1/2") mm (inch)	1/2" (F)-(M) BSP	1/2" (F)-(M) BSP	3 (30) MPa (bar)	AdBlue®	15 m
26405		1/2" (M) BSP	1/2" (M) BSP	9 (90) MPa (bar)	Oil/Air	15 m max (without hose)
46405		1/2" (M) BSP	12,5 (1/2") mm (inch)	2,0 (20) MPa (bar)	Air/Water	15 m max (without hose)

## Series CRS

Small enclosed hose reel made of lacquered steel sheet with oil -resistant hose. Equipped with pivotable bracket for mounting in optional position on wall or ceiling.



Part No	Description	Dimension	Inlet	Outlet	Maximum working pressure	Media	Hose length
46715	Hose Reel CRS Air/Water 15m 5/16" black extra flexible composite hose and metal swivel	8 (5/16") mm (inch)	3/8" (F)-(M) BSP	3/8" (M) BSP	2,0 (20) MPa (bar)	Air/ Water	15 m
46315	Hose Reel CRS Air/Water 15m 5/16" blue composite hose and plastic swivel	8 (5/16") mm (inch)	8 (5/16") mm (inch)	1/4" (M) BSP	2,0 (20) MPa (bar)	Air/ Water	15 m
46724	Hose Reel CRS Air/Water 12m 3/8" black extra flexible composite hose and metal swivel	10 (3/8") mm (inch)	3/8" (F)-(M) BSP	3/8" (M) BSP	2,0 (20) MPa (bar)	Air/ Water	12 m
46324	Hose Reel CRS Air/Water 12m 3/8" blue composite hose and plastic swivel	10 (3/8") mm (inch)	8 (5/16") mm (inch)	3/8" (M) BSP	2,0 (20) MPa (bar)	Air/ Water	12 m

## Electric cable reels

Electric cable reels with impact resistant plastic covers. Supplied with earth connection and cable.


Part No	Description	Capacity	Cable
53611	Cable Reel Electric 230V - 6M	2000 W	HO5VV-F 3x1,5 mm <sup>2</sup>
53621	Cable Reel Electric 230V - 10M	2000 W	HO5VV-F 3x1,5 mm <sup>2</sup>
53631	Cable Reel Electric 230V - 15M	2000 W	HO5VV-F 3x1,5 mm <sup>2</sup>
53641	Cable Reel Electric 230V - 20M	3500 W	HO5VV-F 3x2,5 mm <sup>2</sup>
53640	Cable Reel Electric 400V - 20M	3000 W	H07RN-F 5x1,5 mm <sup>2</sup>
53650	Cable Reel LAN 15M		CAT 5E



## Battery charger for fixed installation 12V 100A

Complete system for charging the vehicle's 12V battery. Includes a fixed wall-mounted charger with control panel, two-pole cable reel 8m with battery clamps and other components for connection.

Part No	Capacity	Cable length
53670	100 Ampere	8 m



## Pivoting wall bracket for hose reels

Part No	Description
28913	Pivoting Wall Bracket
28902	Pivoting Wall Bracket, OR-Series hose reel
28922	Pivoting Wall Bracket in Stainless steel, OR-Series hose reel
28904	Pivoting Wall Bracket, LOR-Series hose reel

28913



28922



28902



## Drip pan

For use below hose reels to prevent liquid dripping on the floor. Made in stainless steel.

Part No	Description
24203	Drip pan wall hanged, length 700 mm
24204	Drip pan wall hanged, length 1000 mm
24205	Drip pan wall hanged, length 1250 mm
24206	Drip pan wall hanged, length 1500 mm
24207	Drip pan ceiling mounted with chains 2m x 4 pcs (included), length 1250 mm

24203-6



24207




## Hose outlet roller guide

Additional hose outlet roller guide, used when mounting a hose reel in a cabinet. Max. hose dimension  $\varnothing$  25 mm

Part No	Length
2145998	

2145998



## Hose guide for suspended ceilings

Used when hose reels are mounted above suspended ceilings.

Part No	Description
85044	Hose guide for suspended ceilings, for 1 hose/cable reel
85045	Hose guide for suspended ceilings, for 2 hose/cable reels
85046	Hose guide for suspended ceilings, for 3 hose/cable reels
85047	Hose guide for suspended ceilings, for 5 hose/cable reels

85047



85046



85045

85044



## Mounting rack

Mounting racks are used to facilitate the mounting of several hose reels. Time is reduced and the work can easily be done by one person. Pre-drilled holes for ORM,ORS, ORL, CRK and CRO reels.

Part No	Description	Dimension
92182	Mounting rack for two hose reels.	550 x 310 x 60 mm
92183	Mounting rack for three hose reels.	825 x 310 x 60 mm
92185	Mounting rack for five hose reels.	1375 x 310 x 60 mm



## Support post for hose reels

To mount one or two reels (side by side). Easy to assemble. Pre-drilled holes for ORM, ORS, CRK, CRO reels.

Part No	Dimension
92170	2400 x 400 x 320 mm



## Service stands for 3 or 5 Reels

Standard service stand, for up to five hose reels, manufactured in grey laquered steel. Pre-drilled holes for ORM, ORS, ORL, CRK and CRO reels. The stand is delivered complete as per picture.

Part No	Description	Dimension
92173	Service stand for up to 3 hose reels.	2220 x 1200 x 400 mm
92175	Service stand for up to 5 hose reels.	2220 x 1750 x 400 mm


92173



## Service stand

Standard service stand, for up to six hose reels, manufactured in grey laquered steel. The stand has a drip tray. Pre-drilled holes for ORM, ORS, ORL, CRK and CRO reels.

Part No	Description	Dimension
92190	Service stand for up to 6 hose reels. Pre-drilled holes for ORM, ORS and CRK reels	2600 x 1543 x 760 mm
92192	Service stand for up to 6 hose reels. Pre-drilled holes for ORM, ORS, CRO and CRK reels.	2600 x 1972 x 760 mm
92194	Bracket for an exhaust hose reel for service stand 92190 and 92192.	1110 mm
92195	Bracket for 2 extra hose reels, for service stand 92192 and 92190.	555 mm
92193	Height extension kit for service stand 92190 and 92192	500 mm



## Service tower, small

The workshop tower can be equipped with a variety of product and provides a single source center for oil, grease, antifreeze, air and exhaust systems. Supplied without equipment. Pre-drilled holes for the following hose reel series: CRK, ORM, ORS, ORL and CRO.



Part No	Description
92176	Service tower without hose reel mounting rack.
92177	Service tower with hose reel mounting rack for 3 hose reels.
92178	Service tower with hose reel mounting rack for 5 hose reels.

## Service tower, large


The workshop tower (height 3,5 m) can be equipped with a variety of product and provides a single source center for oil, grease, antifreeze, air and exhaust systems. Supplied without equipment. Pre-drilled holes for the following hose reel series: CRK, ORM, ORS, ORL and CRO.



Part No	Description	Dimension
92165	Service tower for one exhaust reel	3580 x 2350 x 1650 mm
92169	Service tower for two exhaust hose reels.	3580 x 3000 x 1650 mm
92124	Concrete fastener (floor bracket), for service tower, galvanized.	850 x 850 mm

## Service tower, large (narrow model)

The workshop tower (height 3,5 m) can be equipped with a variety of product and provides a single source center for oil, grease, antifreeze, air and exhaust systems. Supplied without equipment. Pre-drilled holes for the following hose reel series: CRK, ORM, ORS, ORL and CRO.



Part No	Description	Dimension
92166	Service Tower Narrow Head for 1 Exhaust Reel	3620 x 4420 x 1100 mm
92162	End Plate For Narrow Head	3500 x 550 x 101 mm
92163	Drip Pan L=2085 mm	2085 x 400 x 185 mm
92124	Concrete fastener (floor bracket), for service tower, galvanized.	850 x 850 mm

92162

92163

92166

## **9 Hose end control**

Grease control valve.....	126
Water and antifreeze control valves .....	127
Detergent.....	129
Blow gun & tyre inflators.....	129
Diesel nozzles .....	130
AdBlue <sup>®</sup> nozzles .....	130
Oil & glycol control valves.....	131
Control valves for oil, water, windscreen liquids, etc. ....	132
Control valve and hose end meter high-flow .....	133
Mechanical hose end meter .....	134
Digital hose end meter.....	135
Accessories for hose end control valves .....	136
Line meters.....	137

## Grease control valve

Control valve with outlet tube or hose and hydraulic nozzle.

Part No	Maximum working pressure	Connection
14612	50 (500) MPa (bar)	1/4" (F) BSP
14615	50 (500) MPa (bar)	1/4" (F) BSP
99600	50 (500) MPa (bar)	1/4" (F) BSP

14612



14615



99600



## Grease control valve - high pressure

Pressure can be increased to 80 MPa (800 bar) by pumping the handle. **Note! Do not use with outlet hose.**

Part No	Maximum working pressure	Connection
14626	50 (500) MPa (bar)	1/8" (F) BSP



## Grease meter

Digital grease meter, equipped with current dispense display and resettable and non-resettable totalisors. Digital display powered by two 1,5 V AAA batteries. Accuracy +/- 3 %.

Part No	Capacity	Maximum working pressure	Connection
14720	1000 gr/min	50 (500) MPa (bar)	1/4" (F) BSP
14710	1000 gr/min	50 (500) MPa (bar)	1/8" (F) BSP

14720



14710





## Swivels for grease

Makes it possible to handle grease hoses with ease even at high pressure. For best results use a straight swivel between pump and distribution hose and a Z-swivel between hose and grease control valve.

Part No	Thread	Maximum working pressure
18070	1/4" (F)-(M) BSP	50 (500) MPa (bar)
18071	1/4" (F)-(M) BSP	50 (500) MPa (bar)
18072	1/4" - 1/4"-27 (M) NPT	50 (500) MPa (bar)
18073	1/4" - 1/8" (F)-(M) BSP	50 (500) MPa (bar)

18070



18071

18072  
18073

## Outlet hoses for grease control valves

High pressure hose, 4,8 mm i.d. nitrile rubber with one polyester braid PN 40 MPa (400 bar) and swaged couplings.

Part No	Thread	Length
14042	1/8" (M) BSPT	200 mm
14043	1/8" (M) BSPT	300 mm
14044	1/8" (M) BSPT	450 mm
14047	1/8" (M) BSPT	1000 mm
14052	1/8" (M) BSPT	2500 mm



## Water control valve

Part No	Connection
24105	1/4" (F) BSP
2410564	3/8" (F) BSP
2410561	1/2" (F) BSP
24106	1/4" (F) BSP
2410664	3/8" (F) BSP
2410661	1/2" (F) BSP

24105



24106



## Control valve for water based fluids

Water control valve with special rubber outlet that prevents foaming.

Part No	Description	Connection
2468060	Water control valve with swivel G1/2"(m)	1/2" (M) BSP
2468061	Water control valve with swivel G1/2"(m).	1/2" (F) BSP
2468064	Water control valve with swivel G3/8"(f).	3/8" (F) BSP



## Hose end meter for water based fluids

Digital hose end meter for water based fluids, powered by 2 replaceable AAA 1,5 V alkaline batteries. The meter is fitted with a special flexible rubber outlet to prevent foaming. Flow range: 5 to 15 l/min. Max work pressure: 4 MPa (40 bar).

Part No	Description	Capacity	Maximum working pressure	Connection
24144	Digital hose end meter for water based fluids G1/2" (m)	5 - 15 l/min	3,0 (30) MPa (bar)	1/2" (M) BSP
24143	Digital hose end meter for water based fluids G1/2" (f)	5 - 15 l/min	3,0 (30) MPa (bar)	1/2" (F) BSP
24145	Digital hose end meter for fluids, stainless swivel G1/2"(m).	5 - 15 l/min	3,0 (30) MPa (bar)	1/2" (M) BSP
25052	Digital inline-meter G1/2"(f) PVC	1 - 50 l/min	3,0 (30) MPa (bar)	1/2" (F) BSP
25051	Digital inline-meter G1/2"(f) stainless steel	1 - 50 l/min	10 (100) MPa (bar)	1/2" (F) BSP



## Wash handle

Heavy duty wash handle made of rubber covered die-cast brass. Flow pattern regulated by the trigger.

Part No	Maximum working pressure	Connection
28182	3,0 (30) MPa (bar)	1/2" (F) BSP
2818264	3,0 (30) MPa (bar)	3/8" (F) BSP



## Wash handle

Straight form wash nozzle with on/off and flow pattern regulated by turning the sleeve.  
**Note! Part no 28268 should not be pressurized when closed!**

Part No	Maximum working pressure	Seals	Material	Connection
28268	1,0 (10) MPa (bar)	Metal	Brass	12,5 (1/2") mm (inch)
28368	1,6 (16) MPa (bar)	O-ring	Brass	12,5 (1/2") mm (inch)
38220812			Brass	1/2" (13) - 3/4" ØMM-(M) BSP
28369	1,6 (16) MPa (bar)	O-ring	Stainless steel	1/2" (F) BSP

28268



28368



28369



38220812



## Wash handle

Heavy duty wash handle made of die-cast brass with rubber covered handle. Supplied with two nozzles, 2 mm and 4 mm jet holes. Flow pattern adjustable with control knob.

Part No	Maximum working pressure	Connection
16004	3,0 (30) MPa (bar)	12,5 (1/2") mm (inch)
16006	3,0 (30) MPa (bar)	19 (3/4") mm (inch)



## High pressure lance

Lance for high pressure washing. Equipped with ergonomic and insulated handle and nozzle protection.

### Technical data

Connection 3/8" (F) BSP

Part No	Length
28453	800 mm
28454	1200 mm

28453




28454



## Spray handle with spray tube, brass

Designed for use with detergents. Consists of a brass valve body with 580 mm brass outlet tube and two nozzles, one with an adjustable spray pattern.

Part No	Description	Maximum working pressure	Length	Connection
24029	Spray handle with spray tube. For use with detergents	3,5 (35) MPa (bar)	720 mm	3/8" (M) BSP
550012	Adjustable spraying nozzle			
24108	Spray handle with spray tube. For use with detergents	3,5 (35) MPa (bar)	720 mm	3/8" (F) BSP



## Spray handle with spray tube

Designed for use with detergents. Consists of a thermoplastic valve body (24680) with an brass or stainless steel outlet tube. Two different spray nozzles for water and petroleum based detergents.

Part No	Outlet	Length	Connection
24098	Brass	500 mm	1/2" (F) BSP
24099	Brass	915 mm	1/2" (F) BSP
24225	Stainless steel	1000 mm	1/2" (M) BSP



## High pressure swivel in brass

Designed for use with water or detergents.

Part No	Maximum working pressure	Connection
24518	25 (250) MPa (bar)	3/8" (F)-(M) BSP



## Blow gun

Blow gun for efficient cleaning, made of impact resistant plastic with ergonomically designed handle. Tube length approx. 100 mm

Part No	Connection
44503	1/4" (F) BSP



## Industrial blow gun

Blow gun manufactured with a durable cast aluminum body with ergonomic grip. Includes a safety nozzle that increases the air thrust with a reduction of the noise level and minimum air consumption.

Part No	Connection
44504	1/4" (F) BSP



## Tyre inflators

Accurate, ergonomic and durable tyre inflator for all needs of tyre inflation. To be connected to the compressed air line. The gauge is protected by a rubber cover.

Part No	Maximum air pressure	Hose length	Connection
44635	0 - 1,2 (0 - 12) MPa (bar)	0,66 m	1/4" (F) BSP
44640	1,2 (12) MPa (bar)		1/4" (F) BSP
44660	1,2 (12) MPa (bar)	0,3 m	1/4" (F) BSP



## Diesel nozzles

Part No	Description	Capacity	Connection
23605	Automatic nozzle diesel	60 l/min	1" (F) BSP
23608	Automatic Nozzle Diesel	80 l/min	1" (F) BSP
23606	Manual Diesel Nozzle	100 l/min	1" (F) BSP
23604	Swivel Diesel 3/4"(m)-1"(f) for 23605		
23607	Inlet Swivel Diesel for G1"(f) Nozzles.		

23605



23606



## AdBlue® nozzles

Part No	Description	Capacity	Connection
23577	Nozzle automatic AdBlue® with swivel	45 l/min	19 (3/4") mm (inch)
75204	Nozzle Automatic AdBlue® with swivel	45 l/min	1/2" (M) BSP
23580	Nozzle manual AdBlue® with swivel	80 l/min	1" (F) BSP
2468070	Nozzle manual AdBlue® with swivel	40 l/min	1/2" (M) BSP
75200	Nozzle automatic Adblue®, with swivel and magnetic mis-filling device	45 l/min	19 (3/4") Ø mm (inch)
75201	Nozzle automatic Adblue® Elaflex with swivel	10 l/min	1" (M) BSP
75202	Nozzle automatic Adblue®, with swivel	15 l/min	19 (3/4") mm (inch)
75205	Nozzle automatic for Adblue®, with swivel	15 l/min	1/2" (M) BSP
75211	Sleeve G1"(f) Stainless Steel		1" (F) BSP
75210	Swivel Chem G1/2"(m)-G1"(m) Stainless Steel		1/2" - 1" (M)-(M) BSP

23580



75203



2468070



23577, 75204



75200



75201



75202



75205



75210



75211



## AdBlue® hose end meter

AdBlue® nozzle with digital meter. One model featuring an electronic indication when the container is full to prevent over-filling.

Part No	Description	Capacity	Maximum working pressure	Connection
24145	Digital hose end meter for fluids, stainless swivel G1/2"(m).	5 - 15 l/min	3,0 (30) MPa (bar)	1/2" (M) BSP
24146	Digital hose end meter AdBlue® with overfilling indication	5 - 15 l/min	3,0 (30) MPa (bar)	1/2" (M) BSP

24146



## AdBlue® meter

AdBlue® meter with big display for simple installation. The meter can be installed directly on the control valve or at the end of the hose. The meter is powered by two batteries which can be easily replaced.

Part No	Description	Capacity	Maximum working pressure	Connection
24759	Digital turbine meter	5-120 l/min	1,0 (10) MPa (bar)	1" (F) BSP
25052	Digital inline-meter G1/2"(f) PVC	1 - 50 l/min	3,0 (30) MPa (bar)	1/2" (F) BSP
25051	Digital inline-meter G1/2"(f) stainless steel	1 - 50 l/min	10 (100) MPa (bar)	1/2" (F) BSP



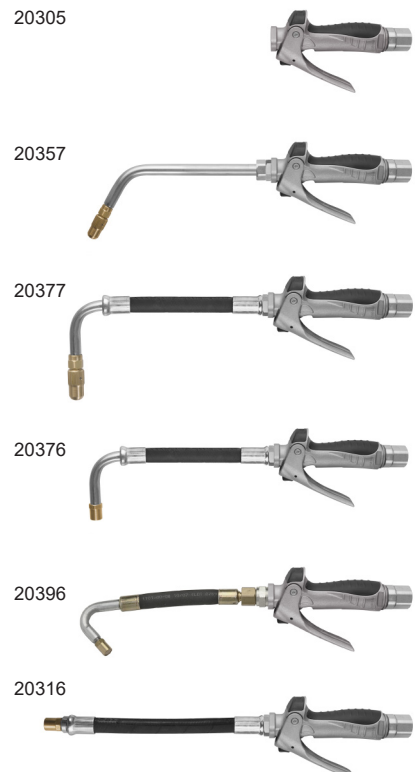
## Oil control valve

Control valves made of aluminum with large flow capacity. Ball bearing swivel and built in strainer.

### Technical data

**Capacity** 40 l/min  
**Maximum working pressure** 10 (100) MPa (bar)  
**Connection** 1/2" (F) BSP

Part No	Description
20305	Oil control valve without outlet tube
20357	Oil control valve, 60° pipe, manual non-drip nozzle
20377	Oil control valve 90° hose manual non-drip
20376	Oil control valve 90° hose automatic non-drip
20396	Oil control valve 135° hose automatic non-drip
20316	Oil control valve, straight hose, automatic non-drip nozzle



## Outlet hoses and accessories for above oil control valve

Thread for non-drip: G1/4"

Part No	Description	Connection
2285470	Rigid outlet 60° manual non-drip	1/2" (M) BSP
2285479	Rigid outlet 60° Automatic non-drip	1/2" (M) BSP
2285471	Hose outlet 90° oil automatic non-drip	1/2" (M) BSP
2285472	Hose outlet 90° oil manual non-drip	1/2" (M) BSP
2285473	Hose outlet straight oil automatic non-drip	1/2" (M) BSP
2285474	Hose outlet straight mouldable with manual non-drip nozzle	1/2" (M) BSP
2285475	Hose outlet 135° oil automatic non-drip	1/2" (F) BSP
2246122	Inlet swivel G1/2"(f)	1/2" (F)-(M) BSP
24556	Non-drip nozzle. Fully automatic opening and closing	1/4" (F) BSP
24557	Non-drip nozzle. Lockable. Opened and closed manually by 90° turn	1/4" (F) BSP
2455000	Set of four color coded protectors	

2285470



2285471



2285472



2285473




2285474



2285475



2246122



2455000



## Control valve

A range of valves with ergonomically designed handgrip of glass filled polyamide. Available in several combinations or as individual parts. Max. working pressure 5 MPa (50 bar).

24680



Part No

24680

## Latch kit

The latch kit is intended to be used for example when it is desired to make large fluid dispenses without manually holding the valve open. The kit contains three different latches.

Latch 1 is used to lock the valve in both open and closed positions.

Latch 2 is used to lock in the open position.

Latch 3 is used to lock the valve in the closed position.

24679



Part No

24679

## Control valve

The control valve has an inlet strainer which minimizes the contamination risk. A latch can be added (sold separately). Soft closing for exact fluid control.

2468010



### Technical data

**Maximum working pressure** 5,0 (50) MPa (bar)

**Connection** 1/2" (M) BSP

2468050



Part No Description

2468010 Oil control valve. Rigid outlet, non drip nozzle and swivel (24586)

2468011 Oil control valve. Rigid outlet, non drip nozzle and swivel (24585)

2468050 Oil control valve. Hose outlet (2285346), non drip nozzle (24527) and swivel (24586)

2468051 Oil control valve. Hose outlet (2285346), non drip nozzle (24527) and swivel (24585)

## Outlet hoses and accessories for 24680XX

Thread for non-drip: M12x1

Part No	Description	Connection
2285343	Hose outlet straight oil, braided nitrile/chloroprene rubber	1/2" (F) BSP
2285441	Hose outlet for high pressure for lockable non-drip	1/2" (F) BSP
2285344	Hose outlet 90° oil made of braided nitrile rubber.	1/2" (F) BSP
2285345	Hose outlet 135° oil. Made of braided nitrile rubber	1/2" (F) BSP
2285346	Hose outlet mouldable oil. Made of braided nitrile rubber	1/2" (F) BSP
2245997	Outlet hose for water. Made of braided nitrile rubber.	1/2" (M) BSP
2145895	Adaptor G1/2(m) - G1/2"(m) with washer for use to connect outlets.	1/2" (M)-(M) BSP
24519	Non-drip nozzle. Fully automatic opening and closing	
24527	Non-drip nozzle. Semi-automatic, opened by fluid pressure, manually closed	
24528	Non-drip nozzle. Lockable, opened and closed manually by 900 turn	
24529	Non-drip nozzle. Lockable and with straight outlet. Open and close manually by 90° turn.	
24537	Non-drip nozzle. Lockable and with bent outlet pipe 135°. Opened and closed manually by 90o turn	
24585	Swivel G1/2"(m) - G1/2"(f) made of brass	1/2" (F)-(M) BSP
24586	Swivel G1/2"(m) - G1/2"(m) made of brass	1/2" (M)-(M) BSP
24621	Swivel chem G1/2"(m) - G1/2"(m) stainless steel	1/2" (M)-(M) BSP



## Control valve high-flow

High volume oil control valve for high flow of lubricants. Two-valve operation. Lockable trigger. Ball bearing swivel. Rigid outlet with semiautomatic non-drip nozzle.

Part No	Capacity	Maximum working pressure	Connection
24567	70 l/min	10 (100) MPa (bar)	3/4" (F) BSP
24568	70 l/min	10 (100) MPa (bar)	3/4" (F) BSP



## Digital hose end meter high-flow

Part No	Capacity	Maximum working pressure	Connection
24756	70 l/min	10 (100) MPa (bar)	3/4" (F) BSP
24757	70 l/min	10 (100) MPa (bar)	3/4" (F) BSP



## Mechanical hose end meter

Very robust rotary-piston type Hose End Meter including swivel, valve handle, inlet strainer, outlet hose and non-drip nozzle.

24792

Functions:

- Resetable trip meter
- Non-resetable 5 digit totaliser display
- Accuracy +/- 0,65%
- No batteries required, environmental friendly
- Trigger can be locked in open position
- Scale 0-10L

### Technical data

**Capacity** 2 - 20 l/min  
**Maximum working pressure** 10 (100) MPa (bar)  
**Connection** 1/2" (F) BSP

24793

Part No	Description
24792	Mechanical hose end meter with outlet hose and automatic non-drip
24793	Mechanical hose end meter with formable outlet hose and lockable manual non-drip nozzle



## Pre-set mechanical hose end meter

Very robust rotary-piston type Hose End Meter including swivel, valve handle, inlet strainer, outlet hose and non-drip nozzle. For automatic operation set the dial pointer to the quantity needed, actuate the trigger for automatic latching and the valve will deliver exactly the volume required and then shut off.

Functions:

- 5 digit display
- Resettable trip meter
- Non resettable totaliser
- Accuracy ±0,65%
- No batteries required, Environment friendly
- Scale 0-10L

### Technical data

**Capacity** 2 - 30 l/min  
**Maximum working pressure** 10 (100) MPa (bar)  
**Connection** 1/2" (F) BSP



Part No
24797



## Digital hose end meter


### Functions:

- For measuring oil and glycol
- 5 digit display
- Resettable trip meter
- Non resettable totaliser
- Easy calibration (accuracy  $\pm 0,5\%$ )
- Simple battery change
- Trigger lock
- Fluid compability: All types of mineral and synthetic lubricants up to 140SAE (5-5.000 mPa/s)
- Battery: 2 x LR03 Alkaline - 7.000 hours average life

### Technical data

<b>Capacity</b>	1 - 20 l/min
<b>Maximum working pressure</b>	7,0 (70) MPa (bar)
<b>Accuracy</b>	0,5 % $\pm$
<b>Connection</b>	1/2" (F) BSP

Part No	Description
20300	Digital hose end meter without outlet hose
20371	Digital hose end meter with 90° hose, automatic non-drip
20372	Digital hose end meter with 90° hose, manual non-drip
20352	Digital hose end meter with 60° pipe manual non-drip
20391	Digital hose end meter with 135° hose, automatic non-drip nozzle
20322	Digital hose end meter with formable hose, manual non-drip nozzle




## Outlet hoses and accessories for 203XX

Thread for non-drip: G1/4"

### Technical data

<b>Connection</b>	1/2" (M) BSP
-------------------	--------------

Part No	Description
2285470	Rigid outlet 60° manual non-drip
2285479	Rigid outlet 60° Automatic non-drip
2285471	Hose outlet 90° oil automatic non-drip
2285472	Hose outlet 90° oil manual non-drip
2285473	Hose outlet straight oil automatic non-drip
2285474	Hose outlet straight mouldable with manual non-drip nozzle
2285475	Hose outlet 135° oil automatic non-drip
2246122	Inlet swivel G1/2"(f)
24556	Non-drip nozzle. Fully automatic opening and closing
24557	Non-drip nozzle. Lockable. Opened and closed manually by 900 turn
2346077	Battery 1,5 V (Alkaline), type LR03/AAA
2455000	Set of four color coded protectors



## Preset digital hose end meter

Digital hand meter with preset function. Complete with swivel, inlet filter, battery and outlet hose.

### Technical data

**Maximum working pressure** 7,0 (70) MPa (bar)

Part No	Capacity	Connection
24123	15 l/min	1/2" (F) BSP



## Preset digital hose end meter

Digital pre-set oil/antifreeze meter, featuring a mechanism which, when activated, automatically shuts off the valve when the desired volume is reached. Can be used with oil or antifreeze.

- Simply and intuitive to use, it has a large display with 6 buttons
- Ergonomic four finger trigger with lock function
- Powered by 4 AA-batteries
- Light and robust, handle is made of cast aluminium and the display is surrounded by shock resistant TPE
- Several models with different outlets available to suit every application

### Technical data

**Capacity** 0,8-30 l/min

**Maximum working pressure** 10,0 (100) MPa (bar)

**Connection** 1/2" (F) BSP

Part No	Description
20400	Digital hand meter pre-set without outlet hose
20422	Digital hand meter pre-set with malleable hose, manual non-drip
20452	Digital hand meter pre-set with 60° outlet tube, manual non-drip
20471	Digital hand meter pre-set with 90° outlet hose, automatic non-drip
20472	Digital hand meter pre-set with 90° outlet hose, manual non-drip
20491	Digital hand meter pre-set with 135° outlet hose, automatic non-drip

20472



20452



20452



## Volume meter MID approved

Includes valve with meter, swivel, inlet filter, battery. For markets / applications where MID approval (Metering Instrument Directive) is required.

### Technical data

**Maximum working pressure** 7,0 (70) MPa (bar)

**Accuracy** 0,3 % ±

**Connection** 1/2" (F) BSP

Part No
24715



## Batteries

Part No	Description
2346078	Battery 1,5 V (Alkaline), type LR6/AA
2346077	Battery 1,5 V (Alkaline), type LR03/AAA

2346078



2346077



## Drip holsters

To protect hose end meters and control valves when not in use and to collect any drips.

Part No	Description
29090	Drip holster. Standard
29086	Drip holster with separate drip container.
29096	Drip holster with separate drip container.
29055	Drip holster for drums



## Digital line meter for oil, glycol & diesel

Functions:

- For oil and glycol (meters 25055 and 25057 also for diesel)
- 5 digit display
- Resettable trip meter
- Non resettable totaliser
- Easy calibration (accuracy 0,5%)
- Simple battery change
- Battery: 2 x LR03 Alkaline - 7.000 hours life time

### Technical data

**Accuracy** 0,5 % ±

Part No	Description	Capacity	Maximum working pressure	Connection
25050	Digital inline meter G1/2"(f) aluminium	1 - 20 l/min	7,0 (70) MPa (bar)	1/2" (F) BSP
25051	Digital inline-meter G1/2"(f) stainless steel	1 - 50 l/min	10 (100) MPa (bar)	1/2" (F) BSP
25052	Digital inline-meter G1/2"(f) PVC	1 - 50 l/min	3,0 (30) MPa (bar)	1/2" (F) BSP
25055	Digital inline meter G3/4"(f) aluminium	8 - 80 l/min	7,0 (70) MPa (bar)	3/4" (F) BSP
25057	Digital inline meter G1"(f) aluminium	8 - 80 l/min	10,0 (100) MPa (bar)	1" (F) BSP



## Line meter, mechanical for oil or glycol

Functions:

- Resettable trip meter
- Non resettable totaliser
- Accuracy ±0,65%
- No batteries needed

### Technical data

**Maximum working pressure** 10 (100) MPa (bar)

**Accuracy** 0,65 % ±

**Connection** 1/2" (F) BSP

Part No	Media
24778	Oil
24779	Glycol



## Pulse meter for oil, glycol & diesel

Line meter with pulse transmitter output. Only for connection to monitoring systems (OriLink® / NEX-U®). Equipped with connection terminal and reel open indication light. This meter does not have a display or function buttons.

### Technical data

**Maximum working pressure** 6,0 (60) MPa (bar)

**Media** Oil/Glycol

**Accuracy** 0,5 % ±

Part No	Capacity	PPU	Material	Connection
25060	1 - 30 l/min	328	Aluminium	1/2" (F) BSP
25065	8 - 80 l/min	109	Aluminium	3/4" (F) BSP



## Integrated meter module

Compact integrated meter unit with oval gear meter, solenoid valve and strainer. Can be ordered with 5 m pre-assembled cable.



### Technical data

<b>Capacity</b>	30 l/min
<b>Maximum working pressure</b>	10 (100) MPa (bar)
<b>Media</b>	Oil
<b>Voltage</b>	24 V DC
<b>Accuracy</b>	0,5 % ±
<b>Connection</b>	1/2" (F) BSP

Part No	PPU	Cable length
29830	328	- m
29831	328	5 m

## Pulse meter for windscreen fluids & AdBlue®

Line meter with pulse transmitter output. Only for connection to monitoring systems (OriLink® / NEX-U®). Equipped with connection terminal and reel open indication light. This meter does not have a display or function buttons.



### Technical data

<b>Capacity</b>	1 - 50 l/min
<b>Media</b>	Windscreen fluid/AdBlue®/Fluids
<b>Accuracy</b>	0,5 % ±
<b>Connection</b>	1/2" (F) BSP

Part No	Maximum working pressure	PPU	Material
25061	6,0 (60) MPa (bar)	320	Stainless steel
25062	3,0 (30) MPa (bar)	320	PVC

## Pulse meter for oil, glycol & diesel

Line meter with pulse transmitter output. Only for connection to monitoring systems. This meter does not have a display or function buttons.

### Technical data

<b>Maximum working pressure</b>	50 (500) MPa (bar)
<b>PPU</b>	1450

Part No	Capacity	Connection
14730	1000 gr/min	1/8" (F) BSP





**WE PROVIDE  
SOLUTIONS**

## **10 Monitoring**

NEX·U® .....	142
Dosing equipment.....	150
OriLink® .....	150
Meter units.....	154
Monitoring equipment.....	154
Safety and protection.....	155

### WHAT IS NEX-U®?

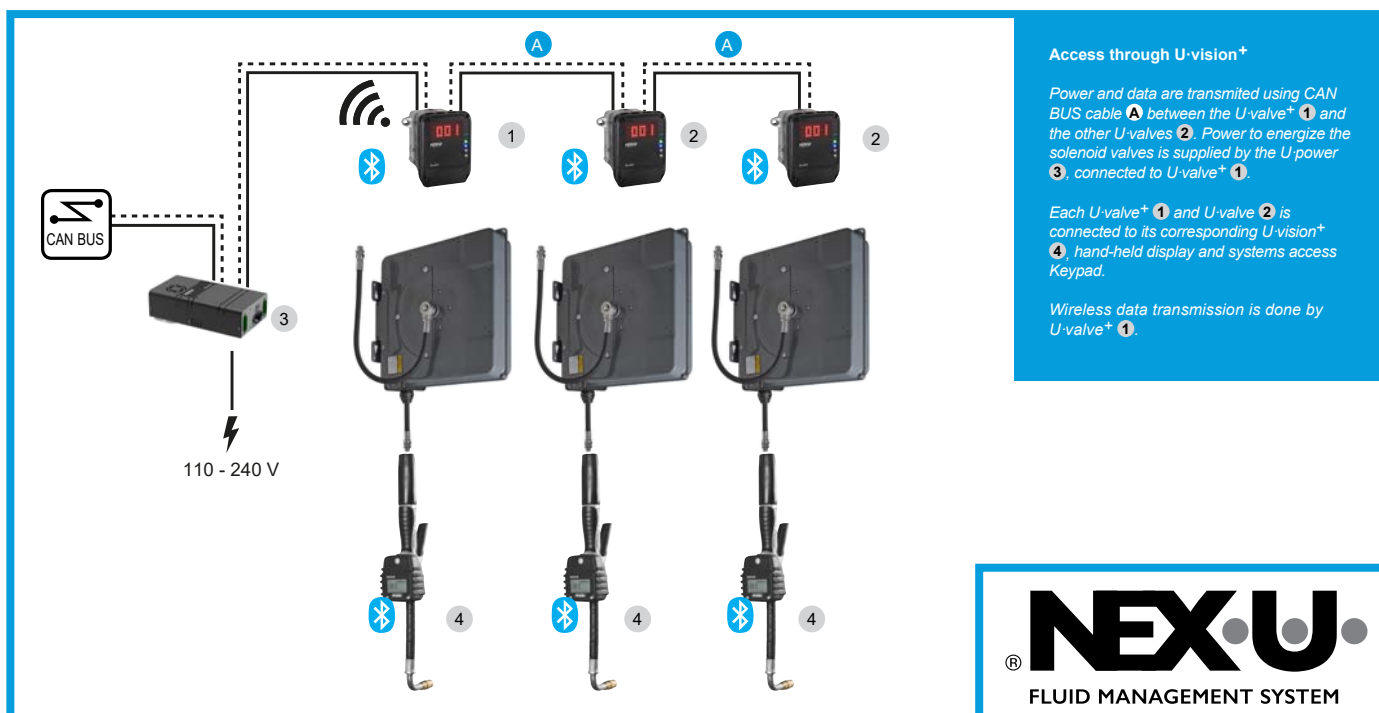
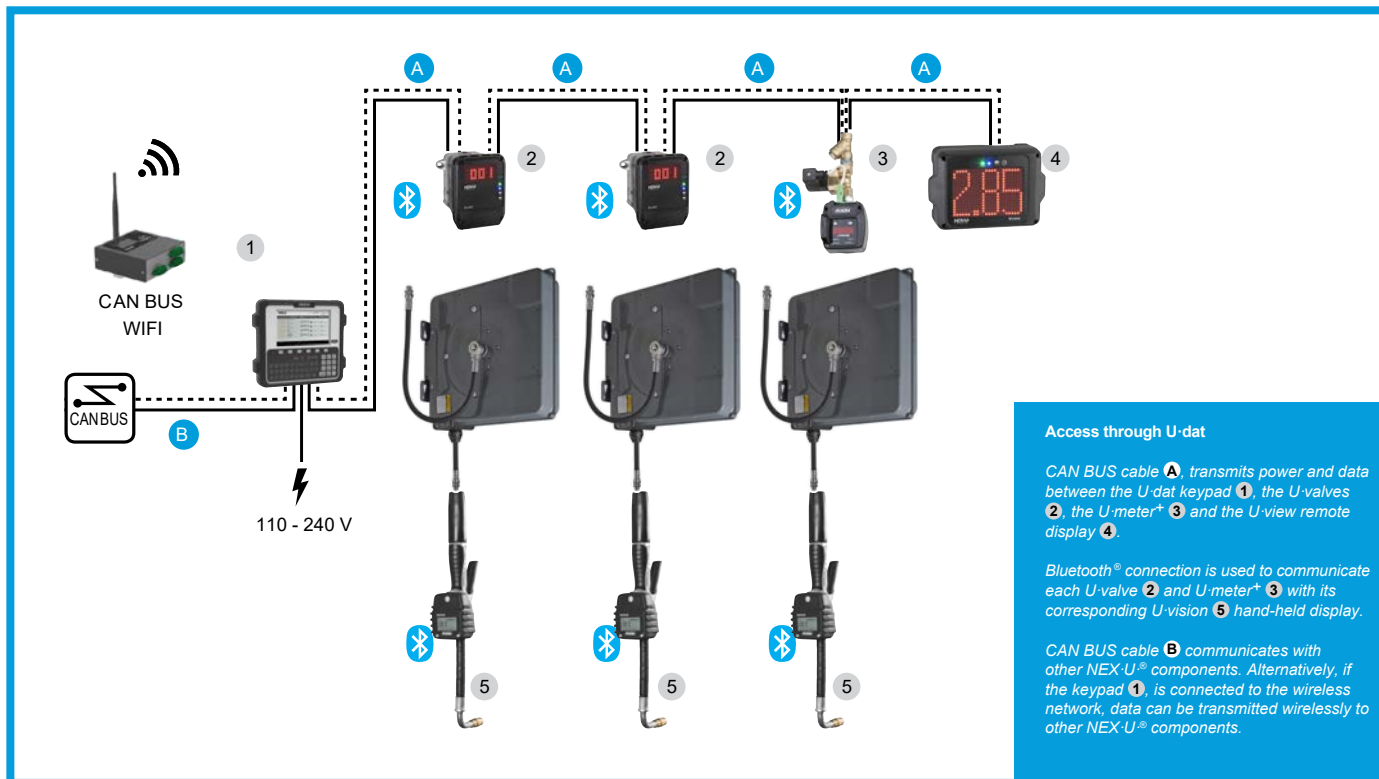
NEX-U® provides you with the control and the information you require to make your operation more profitable. You will be able to account for every drop of lubricant and other service fluid used.

On top of this, you will carry an efficient inventory control, with automatic alerts and fluid reordering when needed, eliminating operations downtime.

For almost any lubricant usage or operation size, with today's high cost for these fluids, NEX-U® quickly pays for itself. Once it is paid for, savings go right to the operation's bottom line in the form of profit, profit previously lost. NEX-U® adapts to your way of working.

### INSTALLATION EXAMPLES

NEX-U® provides maximum flexibility in the way the user interacts with the system, the most effective connection method and enhanced reporting capability.



**NEX-U**  
FLUID MANAGEMENT SYSTEM

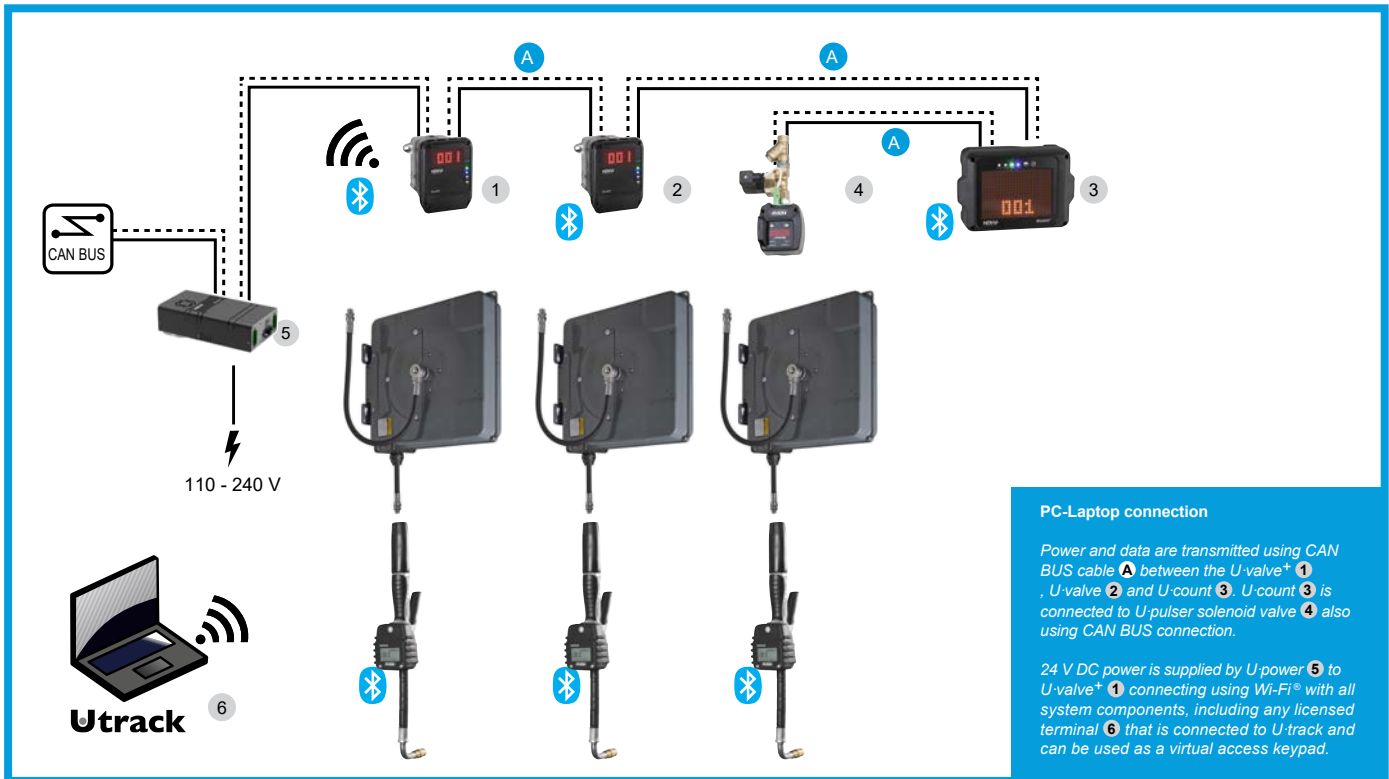
NEX-U® is a hybrid system that brings you all the advantages of wireless flexibility and hard-wired reliability:

**Wireless flexibility**

- Data can be transmitted wirelessly among the different system components, eliminating long and expensive cable runs.
- Easily adds new components when required as your needs grow.
- System uses existing Wi-Fi® networks, simplifying its installation. No need for special, custom made, network components.

**Hard-wired reliability**

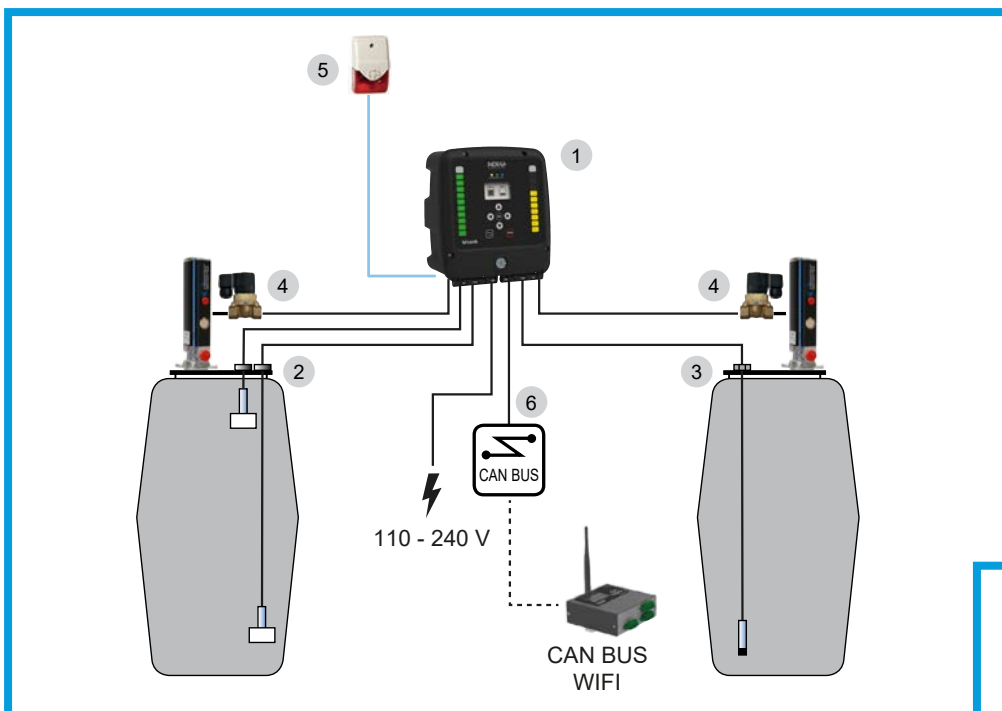
- A constant and reliable power source is always present to power the solenoid valves that control fluid delivery.
- No uncharged batteries to let you down.
- Hard-wired data transmission to avoid interferences and other obstacles which might interfere with wireless data transmission.



**PC-Laptop connection**

Power and data are transmitted using CAN BUS cable **A** between the U-valve\* **1**, U-valve **2** and U-count **3**. U-count **3** is connected to U-pulser solenoid valve **4** also using CAN BUS connection.

24 V DC power is supplied by U-power **5** to U-valve\* **1** connecting using Wi-Fi® with all system components, including any licensed terminal **6** that is connected to U-track and can be used as a virtual access keypad.



**Tank monitoring using U-tank**

U-tank **1** can monitor up to two tanks. Each tank can be fitted with low and high level sensors **2** or with a pressure gauge **3** for real-time control of the inventory in the tank. U-tank **1** can also control pump operation opening or closing an air solenoid valve **4** that prevents pump from running dry or air entering the oil distribution lines if there is no oil in the tanks.

U-tank **1** can also control a remote flash light or siren **5** to warn when any tank is empty. U-tank **1** can communicate with other NEX-U® elements using Wi-Fi® or through CAN BUS **6** wired connection.



## U-net Central processing unit

U-net is the key NEX·U® component. It is the central processing unit that controls the system communications and houses the U-track software. U-net includes a powerful 2.4 GHz processor and 4 GB RAM. It controls the system functions and it manages the wired and wireless communication between the NEX·U® components. It has two CAN BUS ports (in/out) for wired communications with other NEX·U® components and an ethernet port that allows U-net to connect to the LAN.



### Part No

23800

## Virtual keypad

Virtual Keypad license. Converts any terminal (PC, laptop, tablet or smartphone) into a NEX·U® access Keypad.

### Part No

23801



## U-dat System access keypad

System Access Keypad. U-dat allows system access to technicians either through a PIN code or using a RFID card. • U-dat includes a 7" full colour graphics display and a complete QWERTY keypad. • U-dat supports CAN BUS cable communications that transmits data and power to open the solenoid valves in the system. "Plug-and-play" connectors make cabling easy. • U-dat includes the transformer required to simultaneously open up to 8 solenoid valves. • U-dat requires 110 - 240 V power supply.



Part No	Description
23821	NEX·U® U-dat Access Keypad 320W
23820	NEX·U® U-dat Access Keypad 75W

## U-vision+ Hand-held display and keypad module

U-vision+ includes a six-button keypad and it can replace the U-dat keypad for data entry in the system as it allows the following operations: • User access through PIN entry. • Scroll through existing open job orders to select the one corresponding to each operation or enter the job order number (digits only). • Enter the volume of fluid to be dispensed. • Confirm fluid type and transaction. U-vision+ has a backlight display connected using Bluetooth® with a U-valve, U-meter+ or U-count and it displays the following parameters: U-vision+ is powered with 4 "AA" 1.5 V alkaline batteries.



### Part No

23831

## U-valve Complete meter unit

U-valve is a compact unit combining a high accuracy pulse meter, a solenoid valve and a large cleanable fluid screen filter with an electronic module. This module is required to control the meter and valve operation and to communicate with other system components. Reduces installation time and eliminates the risk of leaks when using separate components. It has a large, high visibility LED display which shows the U-valve number assigned in the system and the U-valve operation. Four coloured LED lights that show the U-valve operation for diagnosis and two buttons for system configuration. U-valve supports CAN BUS cable communication that transmits data and the electric power required to open the solenoid valve and Bluetooth® connection to a U-vision or a U-vision+ fluid handle with display. U-valve+ includes Wi-Fi® communications for data transmission to other system components. (Requires U-power or U-power+ power supply units). • U-valve and U-valve+ require 24 V DC supplied by a U-dat or a U-power module.



Part No	Description
23850	NEX·U® U-valve Flow control unit with Bluetooth
23851	NEX·U® U-valve+ Flow control unit with Bluetooth and WiFi



## U-meter Pulse meter with display and status indicator

High accuracy, compact pulse meter including the electronic module required to control the meter and valve operation and to communicate with other system components through CAN BUS. The meter has an LED display showing the U-meter number assigned in the system, four coloured LED lights that show the U-meter operation for diagnosis and two buttons for system configuration. Equipped with fast connection in/out CAN BUS terminals. Available in different materials and sizes to match different applications.

U-meter



U-meter+



Part No	Description
23860	NEX·U·® U-meter Flow meter aluminium 1/2"
23861	NEX·U·® U-meter+ Flow meter aluminium 1/2", Bluetooth
23866	NEX·U·® U-meter Flow meter aluminium 3/4"
23867	NEX·U·® U-meter+ Flow meter aluminium 3/4", Bluetooth
23862	NEX·U·® U-meter Flow meter PVC, 1/2"
23863	NEX·U·® U-meter+ Flow meter PVC, 1/2", Bluetooth
23864	NEX·U·® U-meter Flow meter Stainless steel 1/2"
23865	NEX·U·® U-meter+ Flow meter Stainless steel 1/2", Bluetooth

## U-count Fluid control module

U-count Fluid control module includes a high visibility LED display and the software required to function with the rest of the NEX·U·® system components. The LED display shows the number assigned in the system and four colour LEDs show the operation of the valve for diagnosis and two buttons for system configuration. U-count supports CAN BUS hard-wired communication that transmits data and power required to open the solenoid valve, for data communication with other system components and Bluetooth® to communicate with a U·Vision or U·Vision+ handle.



Part No
23836

## U-pulser Pulse meter

U-pulser high accuracy in-line pulse meter. Equipped with connection terminal and valve open indication light. Only for connection to a U-count module. This meter does not have a display or function buttons and requires a 24 V DC solenoid valve.

Part No	Capacity	Media	Connection
25060	1 - 30 l/min	Oil/Glycol	1/2" (F) BSP
25065	8 - 80 l/min	Oil/Glycol/Diesel	3/4" (F) BSP
25062	1 - 50 l/min	Windscreen fluid/AdBlue®/Fluids	1/2" (F) BSP
25061	1 - 50 l/min	Windscreen fluid/AdBlue®/Fluids	1/2" (F) BSP
23868	10 - 80 l/min	Oil/Glycol/Diesel	1" (F) BSP

25060



25061



25062



25065



## NEX·U·® Compact

NEX·U·® also offers solutions to smaller workshops where web based software is not needed. NEX·U·® COMPACT is a simple system based in a special U·dat keypad that is able to control a maximum of 8 dispensing points. The Keypad includes a 7" colour screen and a simplified version of the U-track software. The software included provides workshops with: • Full control of bulk stored fluid usage. • Inventory control using declining balance method. NEX·U·® Compact will give a warning signal once a certain inventory is reached, and restricts access to those outlets that have run out of inventory. • Ability to generate full reports in CSV format that can provide useful management information.

Part No	Description
23822	NEX·U·® Compact Access Keypad 75W
23823	NEX·U·® Compact Access Keypad 320W



## NEX·U® Mobile

Fluids in service trucks require similar controls to those in any service centre. NEX·U® MOBILE allows fluid inventory and usage control in mobile service trucks. A special U-dat keypad module, which includes the software required for an autonomous operation, can control up to a maximum of 8 fluid outlets. Completed transactions can be saved to a USB memory stick in an Excel format. Requires external 24VDC power.

Part No

23824



## U·vision Display

Hand-held display module to fit a SAMOA oil control handle. Includes a backlight display connected via Bluetooth® with a U-valve, U-meter+ or U-count module and it displays the following parameters: • Hose reel (fluid outlet number and fluid dispensed type). • Battery life and Bluetooth® signal strength. • Volume delivered and operation progress. • Solenoid valve open or closed.

Part No

23830



## U·view Display

Remote, high visibility, LED display that shows the volume delivered through various U-valves (no simultaneous operation supported). U-view supports Wi-Fi® and hardwired communication. U-view requires hard-wired connection (data and power) to a U-dat keypad or to a 110 - 240 V AC power supply using a 24 V DC external transformer (U-power or U-power+).

Part No

23835



## U·tank Tank level monitor module

It is a monitor module capable of controlling two tanks using digital or analogical level gauges. Can be connected to solenoid valves to control pump operation, and to external warning devices. U-tank has two independent graphic displays and level bars. Each of them shows the inventory available in each tank. It also has a set-up keypad for inventory adjustment if required. It requires a 110 -240 V AC supply.

Part No

23829



## U-meter and solenoid valve kits

U-meter and solenoid valve kits include a high precision U-meter or U-meter+ meter, a solenoid valve and a Y-strainer.

Part No	Description
23870	NEX-U-® Line meter kit for oil & antifreeze
23871	NEX-U-® Line meter kit for oil & antifreeze, with Bluetooth
23872	NEX-U-® High volume line meter kit for oil & antifreeze
23873	NEX-U-® High volume line meter kit for oil & antifreeze, with Bluetooth
23874	NEX-U-® Line meter kit for diesel
23875	NEX-U-® Line meter kit for AdBlue®
23876	NEX-U-® Line meter kit for Adblue®, with Bluetooth
23877	NEX-U-® Line meter kit for windscreen wash
23878	NEX-U-® Line meter kit for windscreen wash, with Bluetooth



## Solenoid valves for fluids

NEX-U-® requires 24 V DC, normally closed solenoid valves to operate. U-valve and U-valve+ include a solenoid valve. For other metering elements, a solenoid valve compatible with the fluid and the application requirements must be used.

Part No	Media	Connection
28127	Oil/Glycol/Diesel	1/2" (F) BSP
28304	Oil/Glycol/Diesel	1" (F) BSP
28327	AdBlue®	1/2" (F) BSP
38041	Waste oil	1-1/2" (F) BSP

28127



28327



28304



38041



## Solenoid valves for air - pump control

Part No	Description	ATEX Certified	Connection
48081	Solenoid valve 24V DC for air G1/2"(f).	-	1/2" (F) BSP
48059	Solenoid valve 24V DC for air G1/4"(f)	-	1/4" (F) BSP
48080	Solenoid valve 24V AC/DC Ex for air G1/4"(f).	Yes	1/4" (F) BSP

48059



## U-power Power supply

Power supply to solenoid valves and other system components. U-power connects using CAN BUS cable to a U-valve, U-valve+, U-meter, U-meter+, U-count or U-view whenever the power supplied by a U-dat keypad is not present.

Part No	Description
23826	NEX-U-® U-power Power supply 75W
23827	NEX-U-® U-power+ Power supply 320W
23828	NEX-U-® U-power+ Power supply 320W, 3 CAN bus connectors



## U-connect CAN BUS to WiFi converter

U-connect allows wireless communication among the different components of the system. Equipped with an external antenna, it allows for extended signal coverage. It can be configured from a Windows or Android application.

Part No
23881



## U-valve Brackets

Allow fixing U-valve on top of a hose reel stand (92190).

### Part No

23882

## Cables

### Part No Description

23890	NEX·U·® CAN BUS cable
23892	NEX·U·® Jumper cable CAN BUS
23891	NEX·U·® IN/OUT CAN Bus electrical connectors
23886	NEX·U·® U-Valve Connectors set


23890



23892



23891



23886



## Tank monitoring accessories

### Part No Description

23883	NEX·U·® Remote Flash and acoustic alarm
-------	---




## Tank level switch, 60, 200 l drums & 1.000 l containers

24 V DC 1 A.

Part No	Thread	Media	Length	Stop level	Alarm level
23171	3/4" (M) BSP	Oil/Glycol	1080 mm	30 mm	- mm
23183	3/4" (M) BSP	Windscreen fluid/Degreaser	1080 mm	30 mm	- mm
23191	3/4" (M) BSP	Oil/Glycol	1080 mm	30 mm	300 mm
23192	3/4" (M) BSP	Windscreen fluid/AdBlue®/Fluids	1080 mm	30 mm	300 mm
2330287	2" (M) BSP	Oil/Glycol/Diesel	5000 mm	20 mm	- mm
23193	1" (M) BSP	Oil/Glycol	2000 mm	35 mm	300 mm

23171



23193

2330287



## Level switch, waste oil

For control of waste oil tank level. Equipped with two switch levels. Other levels possible on special request. The body is equipped with a terminal strip for the connection of cables, as well as a cable strain relief.

Part No	Thread	Stop level	Alarm level
23132	2" (M) BSP	150 mm	300 mm
23154	2" (M) BSP	300 mm	450 mm



## Analogue level sensor

Self calibrated against the surrounding air pressure. To be connected to the OriLink® or NEX·U·® each respective tankmodule.

Part No	Media	Height
23417	Oil/Glycol	<4 m
23435	Oil/Glycol	<0,9 m
23437	Windscreen fluid	<3,5 m



# OriLink®

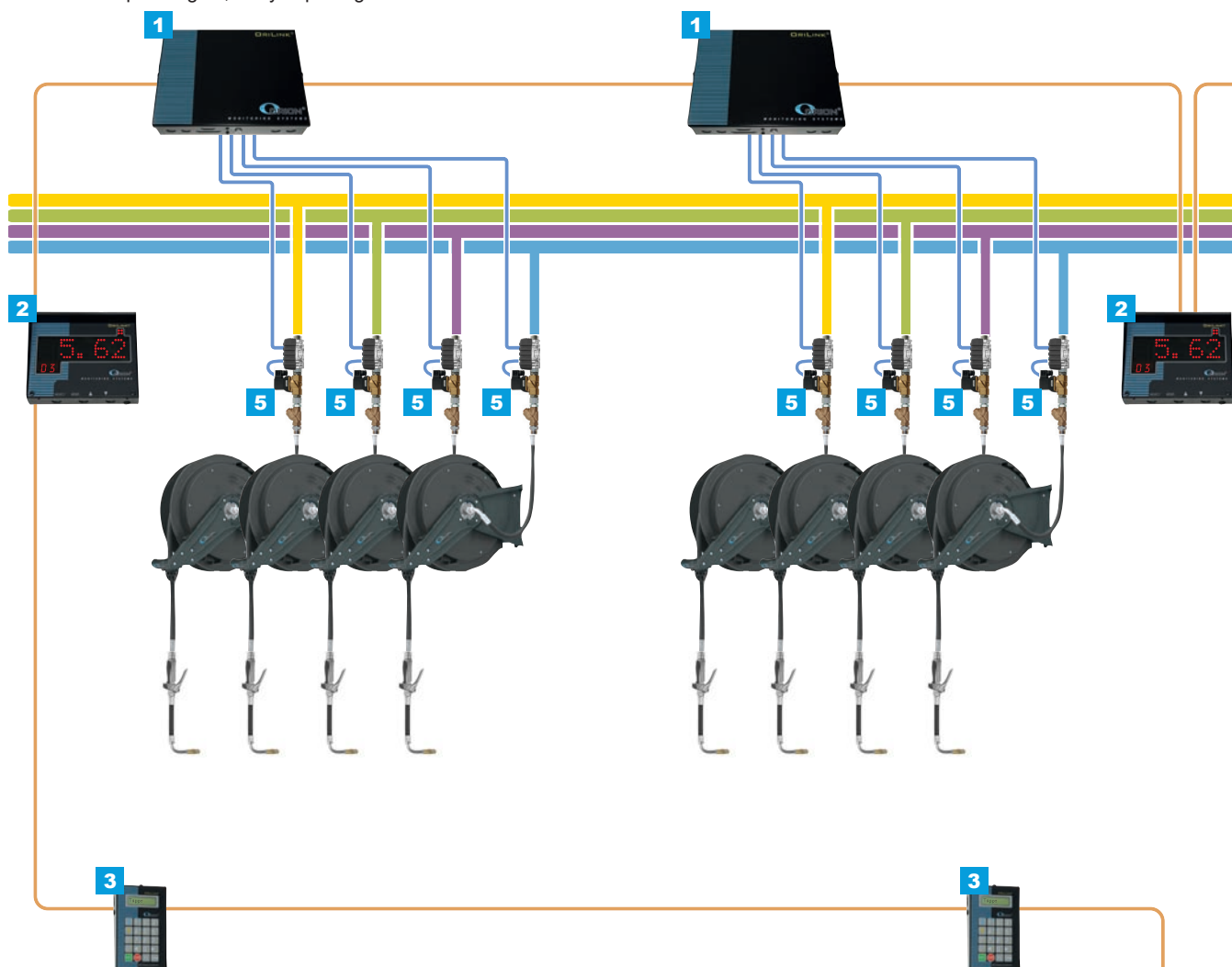
## POWERFUL FLUID MONITORING SYSTEM

### WHAT IS ORILINK?

OriLink® is an advanced monitoring system without restrictions regarding number of dispense points, fluid grades or number of simultaneous dispenses. An overview of the workshop oil system layout is presented as miniatures on the screen where all activities are graphically visible in real time. Comprehensive management reports can be obtained by using the advanced report engine, or by exporting data.

### FIVE QUICK FACTS

- Income loss due to incorrect stock control of fluids is often neglected
- All workshops have unaccounted fluid loss
- Average fluid loss is about 10%
- When the fluid loss is discovered it has already affected income
- Better control of fluids leads to higher profit



### EXPLANATION

POS	PART NO	ITEM NAME	DESCRIPTION
1	23400	OriLink® Main Dispense Module	Measures, opens and closes fluid dispenses by connected meter & solenoid (max 4 per module)
2	23404	OriLink® LED Display	Shows filled volume (or tank volume)
3	23401	OriLink® Keypad	Used to open system by PIN number and Workorder number
4	23403	OriLink® PC Interface	Connects system to PC and enables DMS/ERP integration
5	SPEC2290*	Meter and solenoid valve kit	Measures and opens/closes dispense
6	23408/23430	OriLink® Tank module	Controls tank switches/sensors and air solenoid valves to pumps (max 4 per module)
7	48059*	Air solenoid valve	Open and closes air supply to pump
8	23417*	Level sensor	Monitors tank levels and prevents pumps from running dry
—	23393*	Signal cable	Connects meter and solenoid valves to dispense or tank module
—	23411	Communication cable	Connects modules in a serial loop as a controlled system

\* Several models available. Choose the correct model based on application.

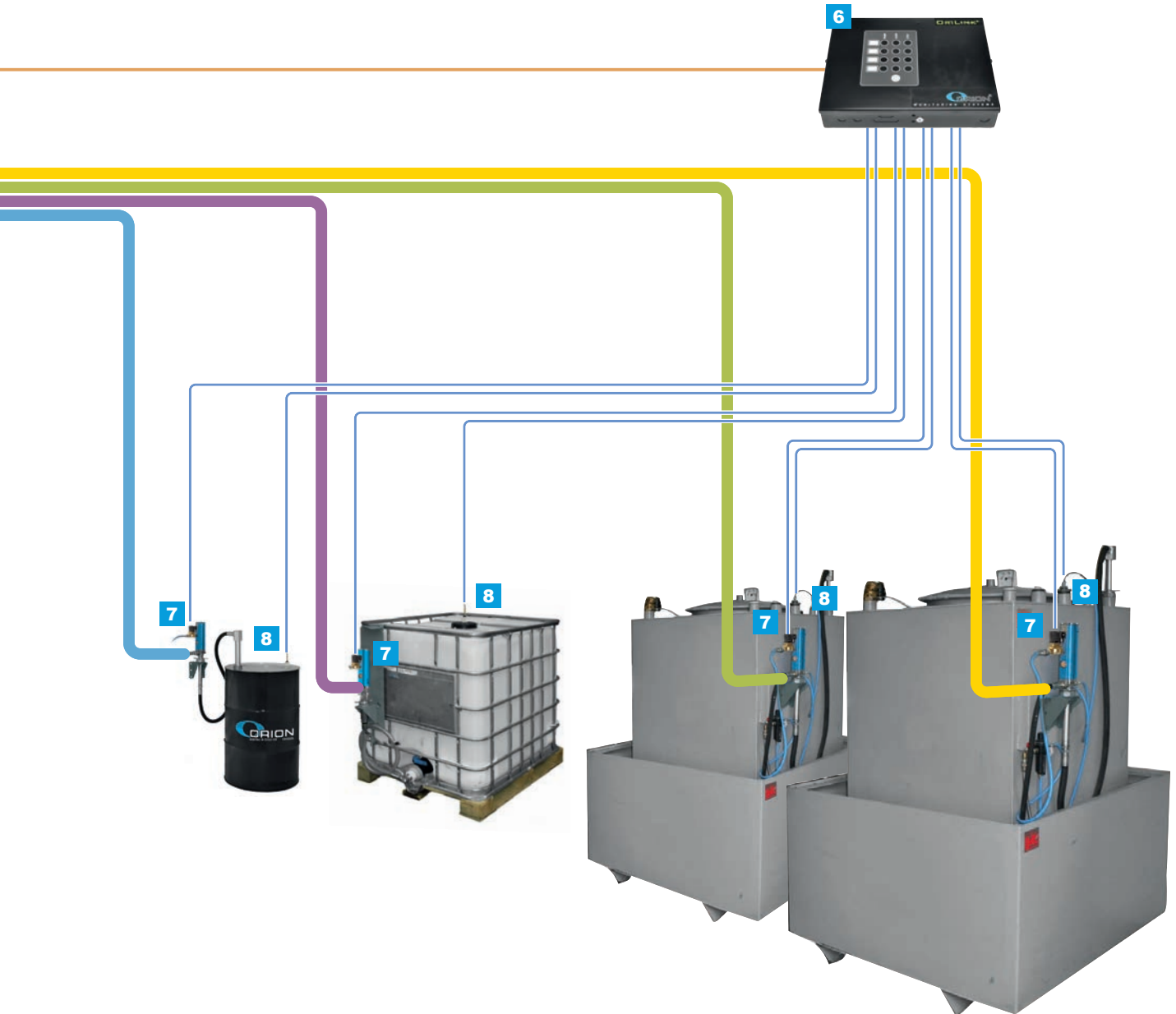
## FOR INCREASED PROFITABILITY IN WORKSHOPS AND INDUSTRIES

### WHY DO YOU NEED A FLUID MONITORING SYSTEM?

Why are not oil and expensive fluids handled as other spare parts? Can YOU be sure that your current system correctly invoices every litre of oil?

Example: a workshop consumes 300 litres of oil per month. Based on a sales price of € 25/litre the yearly turnover is € 90000.

The maximal profit will only occur IF all oil is accounted and invoiced for. This example highlights that every litre of oil that is not invoiced is a loss of € 25.



Can be controlled via PC, tablet or smartphone (option)



#### Connection to external DMS/ERP:

- Standardized connections available for quick and easy installation/configuration
- Customized connections for workshops and industries (dosing and dispense logics with many dispenses simultaneously including start/stop and lamps for ok & error signals)

## Dosing equipment, industry

A high performance wall mounted pre-set dispense unit for industrial use that helps you to accurately fill objects with the correct amount of fluid. It reduces the amount of key/button input to obtain the required volume and removes the measuring tool from the floor and other hazardous areas. The mains powered unit eliminates the need for battery replacement. It can be used for a wide variety of products that needs to be dispensed accurately and can be connected to an OriLink® monitoring system if further functionality is needed at a later time.

Power supply Industrial; 110-230 VAC 50/60Hz,

Solenoid valve output: 24 V DC max. 1 A

Solenoid short-circuit protection

PPU: 1-6553

Calibration: using buttons (or from OriLink® keypad or Neighbourhood)

Pre-set: adjust using buttons (or from OriLink® keypad)

Number of pre-sets: 16

Number of decimals: 0, 1, 2, 3, 4 or AUTO

Additional

Optional button support fast dispense pre-set 1, 2, 3 and 4 (not included).

Expansion possibilities, fully compatible with OriLink®, can be equipped with clock module 23405



Part No
23455

## Dosing equipment, automotive

Box: Black steel powder painted with polystyrene overlay. Painted metal.

Buttons: Lacquered metal.

23457



Part No
23457

## Multi point dispense module (MPDM)

Each MPDM has connections to control up to four solenoid valves and is equipped with a key switch with normal operation, emergency over-ride and On/Off functions. Suitable for meter units with flow direction function. 230 V AC power supply required

Part No
23400



## Approvable multi point dispense module (MPDM)

Each MPDM has connections to control up to four solenoid valves and is equipped with a key switch with normal operation, emergency over-ride and On/Off functions. Has a built in printer modul for storage of transactions and local outprints. 230 V AC power supply required

Part No
23600





## Keypad, standard

To be installed in the workshop in order to give the operator access to the system using a personal ID-code. 2 x 16 signs window, 20 buttons display.

Part No	Description
23401	Keypad
23441	Terminal, Panel Mounted.
23442	Key Pad for external reader
23261	Transparent protection cover for keypad 23401 and 23442
23260	Wall bracket for keypad



## Keypad with built in LED display

Compact unit with terminal and LED display for viewing dispenses from a distance.

Part No
23438



## Web app Keypad

Enables increased flexibility, mobility and efficiency by initiating OriLink® dispenses from a web capable device such as a smartphone, tablet or computer web browser. Using the web app keypad enables a workshop to omit installing regular keypads and only use the own internal IT components, regardless of platform, to perform fluid dispensing operations using OriLink®.

Part No
23432



## Printer module

With the printer module it is possible to connect a printer to the system (Model 23354). When the system has no PC (Program 23414) the information is stored in the printer module. Maximum 912 transactions, 32 users and 8 tanks can be stored. A system can have more than one printer module where there is a need for more than one ticket printer.

Part No
23402



## Communication adapter/PC-interface

For connecting the system to a PC. Can also be used as a line amplifier when the communication cable is longer than 2.000 metre.

Part No
23403



## Professional program license

PC database with report functions. Must be installed when the system is to be connected to an ERP system or when several printers are used.

Part No
23414

### OriLink® Pro License



## LED display

Display with 40 mm digits. Displays the dispensed volume. When equipped with a clock module or PC-connected it shows the actual time when the system is not in use. One extra port for a solenoid valve. Can be used as tank level display together with 23408 or 23430.



<b>Part No</b>
----------------

23404
-------

## Tank LED volume display

Display with 40 mm tall numbers. Displays the volume in the tanks. Programmable display time per tank. With function buttons you can also manually select the tank to view.



<b>Part No</b>
----------------

23429
-------

## Tank module

The tank module has four connections for controlling air solenoid valves to start and stop the pumps and can also work together with a low level or low and re-order level sensor. Is equipped with a key switch with normal operation, emergency override and On/Off functions. Controls waste oil solenoid valves plus the re-order warning on the PC. This module only works together with PC software 23414. 230 V AC power supply required.



<b>Part No</b>
----------------

23408
-------

## Clock module

Can be mounted in a printer module or LED display for showing the actual time, when the system is not in use. Maximum one per system. Not required when a PC is included in the system.



<b>Part No</b>
----------------

23405
-------

## Bar code reader

Complete laser reader for both hand held and bracket mounted bar code reading. Reads all one dimensional codes. Supplied with trigger, cable, net adapter (230 V AC) and a bracket.



<b>Part No</b>
----------------

23407
-------

## Card reader

Can read all the three tracks on the magnetic strips according to the ISO-standard. Cable and net adapter (230 V AC) are included.



<b>Part No</b>
----------------

23409
-------

## Tag reader (RFID)

RFID reader which connects to a Keypad (23442). Enables wireless tag/RFID/MIF card reading.



<b>Part No</b>
----------------

23445
-------

## Serial port Kit

To connect the Bar Code or the Card readers to the Keypad (23401). Included in Keypad 23442.



<b>Part No</b>
----------------

23415
-------

## Serial port splitter

Allows you to connect two serial port readers to a terminal at the same time, such as a magnetic card reader and a barcode reader.

### Part No

23448



## Ticket printer

Parallel printer SP700. Delivered complete with cables, paper and ribbon, ready for connection to the system. (230 V AC)

### Part No Description

23354	Ticket printer.
23377	Spare ink ribbon for 23354 (SP700)
23334	Spare ticket roll for 23354 (SP200, SP700)
23335	Spare ink ribbon for 23354 (SP200)



## Pulse converter 4-20mA to PPU

Transforms an incoming 4-20mA analogue signal to two phase-offset pulse output, suitable for OriLink®. Can be used for dosing / measuring by using 4-20mA sensors. For example weight, pressure or length. Power supply 24VDC

### Part No

23165



## Communication cable

Two twisted pairs, each pair shielded 4-core 0,36 mm<sup>2</sup>. Use between 23400 - 23408, 23430 and 23600.

### Part No Length

23411M50	50 m
23411M100	100 m
23411M250	250 m
23411M500	500 m



## Control cable

Use between MPDM and meter/solenoid valve.


### Part No Description Length

23393M50	Control cable 50M ring	50 m
23393M100	Control cable 100M	100 m
23393M250	Control cable 250m	250 m
23393M500	Control cable 500m	500 m
23412M50	Control cable., 5x0,5mm <sup>2</sup> 50 metre Roll	50 m
23412M100	Control cable., 5x0,5mm <sup>2</sup> ring 100 meter	100 m
23412M250	Control cable., 5x0,5mm <sup>2</sup> 250 meter	250 m
23412M500	Control cable., 5x0,5mm <sup>2</sup> 500 meter	500 m
97801	Cable Marking AI 1-25 Gk10 Yellow	

23393



23412



## EX cable

Between level switch and safety relay (23187) 4-core 0,5 mm<sup>2</sup>

### Part No Description Length

23164	Cable 4X0.5 shielded	1 m
-------	----------------------	-----



## Integrated meter module

Compact integrated meter unit with oval gear meter, solenoid valve and strainer. Can be ordered with 5 m pre-assembled cable.

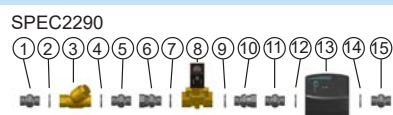
Part No	Capacity	Maximum working pressure	PPU	Cable length	Accuracy	Connection
29830	30 l/min	10 (100) MPa (bar)	328	- m	0,5 % ±	1/2" (F) BSP
29831	30 l/min	10 (100) MPa (bar)	328	5 m	0,5 % ±	1/2" (F) BSP



## Line meter kit for oil, glycol

Line Meters with solenoid valves. Indicates open valve. Strainer part no 28022 included in SPEC2290.

Part No	Maximum working pressure	PPU	Meter	Connection
SPEC2290	5 (50) MPa (bar)	328 l	25060	1/2" (M)-(M) BSP
SPEC2294	5 (50) MPa (bar)	328 l	24738KRÖNT	1/2" (M)-(M) BSP
SPEC2293	2,5 (25) MPa (bar)	109 l	25065	3/4" (M)-(M) BSP



## Line meter kit for windscreen wash, detergents and AdBlue®

Line Meter with solenoid valve. Indicates open valve.

### Technical data

PPU	328 l
Material	Stainless steel
Connection	1/2" (M)-(M) BSP

Part No	Maximum working pressure	Media
SPEC7291	5 (50) MPa (bar)	Windscreen fluid/Degreaser
SPEC7293	1 (10) MPa (bar)	AdBlue®



## Line meter kit for diesel

Line Meter with solenoid valve. Indicates open valve.

Part No	Maximum working pressure	PPU	Connection
SPEC2292	1,0 (10) MPa (bar)	109 l	3/4" (M)-(M) BSP



## Line meter kit for grease

Meter kit with solenoid valve.

Part No	Maximum working pressure	PPU	Connection
SPEC1290	30 (300) MPa (bar)	1450 l	1/4" (M)-(M) BSP



## Tank level alarm

Reversible float to allow high level or low level control. Suitable for oil and diesel tanks. Alerts user when level has been reached. Low voltage, 12 V operated, no mains wiring required. Can be connected to remote visual alarm. Up to four level sensors can be connected.

Part No	Description
23449	Tank level alarm 12VDC or 230VAC. Including tank level switch



## Pressure gauge/low pressure switch

Can be mounted in the outlet tubing for grease to alarm and/or shut off the pump when the pressure is too low. Will also prevent the pump from dry running in case of empty barrel. Built in pressure switch (10 MPa, 100 bar) and micro switch (max. 50 V 1A) incl. 1,5 m connection cable.




Part No	Dimension	Maximum pressure	Connection
23072	Ø 100 mm	0-60 (0-600) MPa (bar)	1/2" (M) BSP

## Solenoid valves for air

For the control of oil and waste oil pumps. Normally closed (NC).

Part No	Description	Connection
48008	Solenoid valve 230V AC for air,G1/2"(f).	1/2" (F) BSP
2326260	Silencer G1/4"(m) for 48008	1/4" (M) BSP
48059	Solenoid valve 24V DC for air G1/4"(f)	1/4" (F) BSP
48081	Solenoid valve 24V DC for air G1/2"(f).	1/2" (F) BSP
48082	Solenoid valve 24V DC for air G3/4"(f).	3/4" (F) BSP
48080	Solenoid valve 24V AC/DC Ex for air G1/4"(f).	1/4" (F) BSP
2385450	Atex solenoid coil 24 V AC/DC suits 48059, 28306 and 28338	
4080050	Coil 24 V AC is suitable for eg. 28306	



## Solenoid valves for fluids

For flow control. 24 V DC. Normally closed (NC).

Part No	Maximum working pressure	Connection
28127	5 (50) MPa (bar)	1/2" (F) BSP
28306	5 (50) MPa (bar)	1/2" (F) BSP
38013	50 (500) MPa (bar)	1/4" (F) BSP
28308	1 (10) MPa (bar)	3/4" (F) BSP
28304	6 (60) MPa (bar)	1" (F) BSP
28327	1 (10) MPa (bar)	1/2" (F) BSP
28333	10 (100) MPa (bar)	1/4" (F) BSP



## Control panel for drum or tanks

Protects the pneumatic pumps from dry pumping and the waste oil tanks from over filling. The panel can handle 4 different pumps/tanks at the same time. On the front of the panel there are 8 lamps, one stop and one alarm per drum/tank with test button. Two levels for each drum/tank. In case of inflammable fluids, the unit must be completed with Model 23187. When need of more solenoid valves are required, use relay box (23167). The unit can be connected to the OriLink® system. (230 V AC, Solenoid Valve 24 V DC)



Part No
23430

## Control panel for drum or tank

For use as a protection against overfilling or dry pumping of waste oil or washer fluid. The panel has built-in ATEX classified security barrier and lamp for stop and alarm. Supply voltage 230 V AC, 24 V DC solenoid.



### Part No

23195

## Start button with indicator for pumps

Spring loaded push button suitable for waste- or fresh oil pumps for having a non pressurized system when not in use. Used together with tank module or control panel (23430). Supply voltage 24 V AC/DC.



### Part No

23040

## Tank level switch, 60, 200 l drums & 1.000 l containers

24 V DC 1 A.

Part No	Thread	Media	Length	Stop level	Alarm level
23171	3/4" (M) BSP	Oil/Glycol	1080 mm	30 mm	- mm
23183	3/4" (M) BSP	Windscreen fluid/Degreaser	1080 mm	30 mm	- mm
23191	3/4" (M) BSP	Oil/Glycol	1080 mm	30 mm	300 mm
23192	3/4" (M) BSP	Windscreen fluid/AdBlue®/Fluids	1080 mm	30 mm	300 mm
2330287	2" (M) BSP	Oil/Glycol/Diesel	5000 mm	20 mm	- mm
23193	1" (M) BSP	Oil/Glycol	2000 mm	35 mm	300 mm



## Level switch, waste oil

For control of waste oil tank level. Equipped with two switch levels. Other levels possible on special request. The body is equipped with a terminal strip for the connection of cables, as well as a cable strain relief.

Part No	Thread	Stop level	Alarm level
23132	2" (M) BSP	150 mm	300 mm
23154	2" (M) BSP	300 mm	450 mm



## Analogue level sensor

Self calibrated against the surrounding air pressure. To be connected to the OriLink® or NEX-U® each respective tankmodule.

Part No	Media	Height
23417	Oil/Glycol	<4 m
23435	Oil/Glycol	<0,9 m
23437	Windscreen fluid	<3,5 m



### Safety relay

This ATEX classified relay is to be installed outside of inflammable areas. It is connected between the sensor in the inflammable area and the control panel. To be used in connection with sensors for waste oil or windscreen fluids. (230 V AC)

Part No	Description
23187	Safety relay ATEX for level switch, 2 channels
23188	Safety relay ATEX for analogue level sensor 4-20mA, 2 channels



### Relay box

To be used when more that two solenoid valves in the system is used for waste oil. (24 V DC), max 5A

Part No
23167



### Overflow protector for tanks

Designed for connection to the over flow system of the supply tanker. Level switch with thermo element. Connection plug for mounting at filling coupling included.

Part No	Description
23163	Overflow protector oil.
23168	Overflow protector, stainless steel for eg AdBlue®

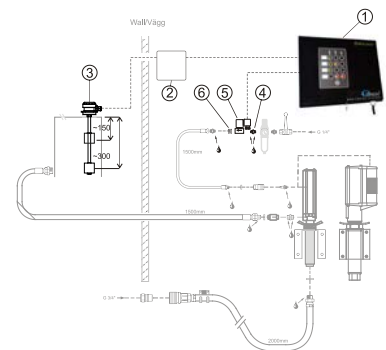


### Two stage alarm equipment for waste oil, for up to 4 tanks

The equipment is EX-classified in accordance with waste oil handling regulations. The box can handle 6 different solenoid valves (24 V DC).

- 1 Control panel 23430
- 2 Ex ia Barrier 23187
- 3 Level switch 23132
- 5 Solenoid valve 48059

Part No
SPEC8042

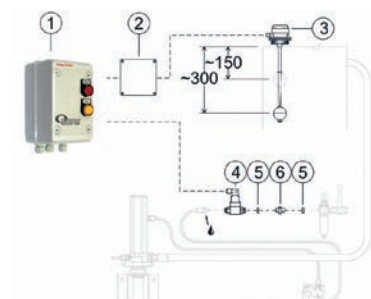


### Two stage alarm equipment for waste oil

The equipment is EX-classified in accordance with waste oil handling regulations. The box can handle one solenoid valve (24 V DC).

- 1 Control panel 23195
- 3 Level switch 23132
- 4 Solenoid valve 48059

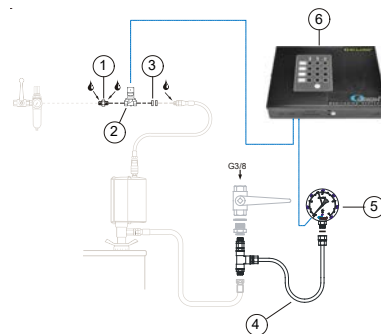
Part No
SPEC8043



## Pump protection kit for grease pumps

Used to prevent the pump from keeping to pump even though the drum is empty and risking air entering the system. Pressure sensor, resistant to fluids. Equipment delivered unassembled in a kit, the major items are:

- 2 Solenoid valve, 24V DC 48059
- 4 Grease connection kit 1180033
- 5 Pressure sensor gauge 23072
- 6 Control panel 23430
- Button (23043) manual start after dry pumping



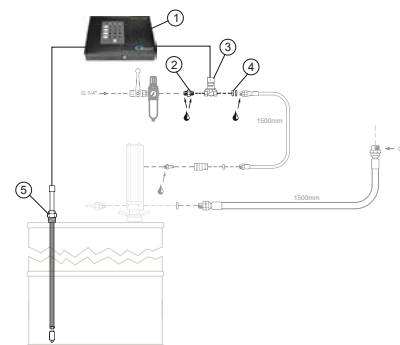
### Part No

SPEC8110

## Pump protection kit, oil and liquid pumps

Used to prevent the pump from keeping to pump even though the drum is empty and risking air entering the system. Level sensor made of plastic, resistant to fluids commonly supplied in 208 l drums. Equipment delivered unassembled in a kit consisting of the following:

- 1 Control panel 23430
- 3 Solenoid valve, 24V DC 48059
- 5 Low level sensor 23171 (for alcohol use 23183)



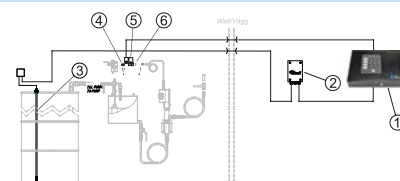
### Part No

SPEC8120

## Pump protection kit for pumps in EX proof areas

Used to prevent the pump from keeping to pump even though the drum is empty and risking air entering the system. Level sensor made of plastic, resistant to fluids commonly supplied in 208 l drums. Equipment delivered unassembled in a kit consisting of the following:

- 1 Control panel 23430
- 2 Ex ia barrier (EEX ia) 23187
- 3 Low level sensor 23183 (for oil use 23171, not included)
- 5 Solenoid valve, 24V DC 48080



### Part No

SPEC8121



## **11 Drum handling**

Trolleys .....	160
Safety drum trolley.....	161
Safety pallet.....	162
Drum lift.....	162

## Trolley for 12 kg buckets to 60 kg drums

Trolley for 12 kg to 60 kg drums with chain for holding the drum in place. Wheel diameter Ø 155 mm.

Part No	Description	Dimension
28528	Trolley for 12 kg to 60 kg drums.	300 x 390 x 1000 mm
28557	Pump bracket with G2" (f) thread.	
40801327	Strap 2,0 meter long for small kegs/buckets.	



## Trolley for buckets and plastic containers

Trolley for plastic containers. With tubular drum support and a clamp screw for fixing the drum. Wheel diameter Ø 160 mm.

Part No	Dimension
28527	450 x 290 x 920 mm



## Drum trolley for 60 kg drums

Drum trolley for 60 kg drums only. With tubular drum support and a clamp screw for fixing the drum. Two swivel castors Ø 75 mm and two Ø 160 mm wheels.

Part No	Description	Dimension
28526	Trolley for 60 kg drums.	500 x 450 x 1060 mm
28557	Pump bracket with G2" (f) thread.	



## Drum trolley for 180 kg drums

Drum trolley for 180 kg drums with three wheels, 2 large Ø 200 mm and one support wheel Ø 100 mm, which is equipped with a brake. The handle is supplied unassembled.

Part No	Description
28645	Drum trolley for 180 kg drums
28651	Pump bracket for drum trolley 28645.
28652	Reel bracket for drum trolley 28645.



## Drum trolley heavy duty for 180 kg drums

Drum trolley for 180 kg drums with 3 wheels, 2 large tyres Ø 260 mm and one support wheel Ø 150 mm, equipped with a brake.


Part No	Description	Dimension
28646	Drum trolley for 180 kg drums. Heavy duty	785 x 800 x 900 mm
28667	Drum trolley heavy duty for 180 kg drums (solid wheels).	785 x 800 x 900 mm
28653	Reel bracket for drum trolley 28646 and 28667	



## Drum dolly

Dolly for Ø 400 - 600 mm diameter drums, four swivel castors, two with a brake.

Part No	For container
28482	Ø 400-600 mm



## Container tipper

Container / bottle emptied safely and easily through the leverage mechanics. Suitable for 20 liter tin (Ø 300 mm) or 25 liter cans (290 x 290 mm). The tipper can be mounted on wall or floor.

Part No
92093



## Drum trolley

Basic drum trolley for transporting and moving oil drums. Useful when manually handling heavy 208 litre drums.

Part No	Dimension
21110	1400 x 700 x 300 mm



## Drum trolley for dusty environments

Part No	Description
25510	Protective drum cabinet and trolley for 20kg
26511	Protective drum cabinet and trolley for 50 kg



## Safety drum trolley

Drum trolley for all drums up to 208 l, with two large Ø 200 mm wheels, and one swivel wheel Ø 100 mm with brake. If the drum were to start leaking, there will be no spillage on the floor or ground. When there is no area to normally park ordinary drum trolleys at the end of the day, this is the ideal solution. Perfect for service in the field in construction-, mining and marine sectors and other sensitive environments.

Part No	Volume
28390	220 l



## Safety drum trolley, heavy duty

Similar to 28390, heavy duty version.

Part No	Description	Volume
28391	Heavy duty safety drum trolley, air wheels	220 l
28392	Heavy duty safety drum trolley, solid wheels	220 l



## Spill tray for small fluid containers

Part No	Description	Volume
21701	Spill tray for small fluid containers, small	18 l
21702	Spill tray for small fluid containers, large	35 l



## Safety pallet

Safety pallet for upright drum storage, with built in spill containment. Suitable for all sizes and types of drum, the unit, which has a minimum sump capacity of 220 litre, addresses both Health and Safety and Environmental requirements.

Part No	Description	Dimension	Material
29142	Safety pallet in metal for 2 drums	1275 x 738 x 360 mm	Steel
29144	Safety pallet in plastic for 2 drums	1205 x 805 x 440 mm	Polyethylene
29149	Safety pallet low model in metal for 4 drums	2500 x 1000 x 123 mm	Steel
29145	Castor wheels and handle for 29144		
29159	Safety pallet for 1 IBC container	1650 x 1350 x 710 mm	Steel
29160	Safety pallet for 2 IBC containers	2680 x 1300 x 480 mm	Steel



## Drum wrench

Part No
29250



### Drum lift

Drum lift for upright oil drums. Simple to use, easy to apply. Approved for lifting up to 250 kg.

Part No
21100



### Drum lift

Drum lift for lifting horizontal drums. Particularly useful when storing drums in a drum store. Approved for lifting up to 250 kg.

Part No
21108



### Hydraulic drum lift

Designed to handle steel drums on safety pallets and equipped with a pedal operated hydraulic lift. Max lift height 650mm. Dimensions: width 1045 mm, min height 1340 mm, max height 1840 mm, Lifting weight max 250kg

Part No	Height
28666	1340-1840 mm





## **12 Exhaust equipment**

Spring operated exhaust reels.....	166
Electric driven exhaust reels.....	167
Exhaust hoses.....	169
Basic exhaust extraction.....	172
Exhaust rails.....	173
Exhaust nozzles.....	174
Starter, control units.....	176
Extraction arms.....	178
Fans.....	179

### Spring operated exhaust reel for max. 7,5 m Ø 100 mm hose (4")

For mounting on the ceiling or on the wall. Connecting adapter Ø 160 mm for fan or central exhaust system included. For selection of hose mounting kit, hose, nozzle, fan etc., see following pages.

#### Technical data

**Dimension** Ø100 (4") mm (inch)

Part No	Hose length
84470	7,5 m max (without hose)
84472	7,5 m



### Spring operated exhaust reel for max. 10 m Ø 100 mm hose (4")

For mounting on the ceiling or on the wall. Connecting adapter Ø 160 mm for fan or central exhaust system included. For selection of hose mounting kit, hose, nozzle, fan etc., see following pages.

#### Technical data

**Dimension** Ø100 (4") mm (inch)

Part No	Hose length
84480	10 m max (without hose)
84484	5 m
84485	7,5 m
84486	10 m



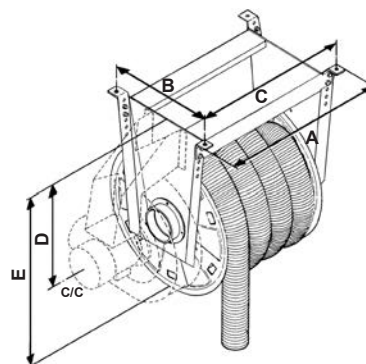
### Spring operated exhaust reel for max. 10 m Ø 150 mm hose (6")

For mounting on the ceiling or on the wall. Connecting adapter Ø 160 mm for fan or central exhaust system included. For selection of hose mounting kit, hose, nozzle, fan etc., see following pages.

#### Technical data

**Dimension** Ø150 (6") mm (inch)

Part No	Hose length
84490	10 m max (without hose)
84492	10 m



### Spring operated exhaust reel for max. 12,5 m Ø 200 mm hose (8")

For mounting on the ceiling or on the wall. Connecting adapter Ø 200 mm for fan or central exhaust system included. For selection of hose mounting kit, hose, nozzle, fan etc., see following pages.

#### Technical data

**Dimension** Ø200 (8") mm (inch)

Part No	Hose length
84495	12,5 m max (without hose)

84495	84490	84480	84470
A 1230 mm	A 1030 mm	A 830 mm	A 630 mm
B 500 mm	B 500 mm	B 500 mm	B 500 mm
C 1174 mm	C 974 mm	C 774 mm	C 574 mm
D 489 mm	D 489 mm	D 489 mm	D 489 mm
E 790 mm	E 790 mm	E 790 mm	E 790 mm



## Hose mounting kits for exhaust hose reels

To connect the exhaust hose to the reel a mounting kit must be used.

Part No	Dimension
88300	Ø 75 (3") mm (inch)
88301	Ø 100 (4") mm (inch)
88302	Ø 125 (5") mm (inch)
88303	Ø 150 (6") mm (inch)



## Hose guide through suspended ceilings for 84480-86

Used for guiding the exhaust hose through suspended ceilings. Adjustable between ceiling and suspended ceiling from 840 mm to 1600 mm.


Part No
82004



## Electric driven exhaust reel for max. 10 m Ø 150 mm hose (6")

For mounting on the ceiling or on the wall. Connecting adapter Ø 160 mm for fan or central exhaust system included. Max. hose capacity 10 m Ø 150 mm hose. For selection of hose mounting kit, hose, nozzle, fan etc., see following pages. 1 phase 220-240 V, 50 Hz.

Part No	Dimension	Hose length
84650	Ø150 (6") mm (inch)	10 m max (without hose)
84651	100 (4") mm (inch)	10 m
84652	125 (5") mm (inch)	10 m
84653	150 (6") mm (inch)	10 m



## Control box

Part No	Description
83005	Control box for control of electric driven exhaust hose reel.



## Hose reel on swinging arm

The combination of a swinging suspension arm and a spring operated exhaust reel is a good solution when the reel needs to be moved between different work places.



Part No	Length
88417	4,5 m

## Hose mounting kits for electric hose reels

To connect the exhaust hose to the reel a mounting kit must be used.

Part No	Dimension
88305	Ø 100 (4") mm (inch)
88307	Ø 150 (6") mm (inch)



## Connection hose for exhaust hose reels

Connects between ventilation duct and exhaust hose reel.

Part No	Dimension	Length
8310030	160 (6.2") Ø mm (inch)	1000 mm



## Exhaust hoses 200 °C

Approx. 0,5 m of the total hose length will be used inside the reel. **Note! Mounting kit for connecting hose on hose reel is not included, ordered separately.**

Air flow in exhaust hoses:

Ø 75 mm at air flow < 270 m<sup>3</sup>/h

Ø 100 mm at air flow < 540 m<sup>3</sup>/h

Ø 125 mm at air flow < 810 m<sup>3</sup>/h

Ø 150 mm at air flow < 1080 m<sup>3</sup>/h

Recommended air flow

Cars = 360 m<sup>3</sup>/h

Trucks = 1080 m<sup>3</sup>/h

### Technical data

**Maximum temperature** 200 °C

Part No	Dimension	Hose length
88330	Ø 75 (3") mm (inch)	5 m
88340	Ø 100 (4") mm (inch)	5 m
88350	Ø 125 (5") mm (inch)	5 m
88360	Ø 150 (6") mm (inch)	5 m
88333	Ø 75 (3") mm (inch)	7,5 m
88343	Ø 100 (4") mm (inch)	7,5 m
88353	Ø 125 (5") mm (inch)	7,5 m
88363	Ø 150 (6") mm (inch)	7,5 m
88331	Ø 75 (3") mm (inch)	10 m
88341	Ø 100 (4") mm (inch)	10 m
88351	Ø 125 (5") mm (inch)	10 m
88361	Ø 150 (6") mm (inch)	10 m
88334	Ø 75 (3") mm (inch)	12,5 m
88344	Ø 100 (4") mm (inch)	12,5 m
88354	Ø 125 (5") mm (inch)	12,5 m
88364	Ø 150 (6") mm (inch)	12,5 m
88589	Ø 150 (6") mm (inch)	15 m



## Exhaust hoses 300 °C

Approx. 0,5 m of the total hose length will be used inside the reel. **Note! Mounting kit for connecting hose on hose reel is not included, ordered separately.**

### Technical data

Maximum temperature 300 °C

Part No	Dimension	Hose length
88459	Ø 150 (6") mm (inch)	2,5 m
88445	Ø 75 (3") mm (inch)	5 m
88450	Ø 100 (4") mm (inch)	5 m
88455	Ø 125 (5") mm (inch)	5 m
88460	Ø 150 (6") mm (inch)	5 m
88446	Ø 75 (3") mm (inch)	7,5 m
88451	Ø 100 (4") mm (inch)	7,5 m
88456	Ø 125 (5") mm (inch)	7,5 m
88461	Ø 150 (6") mm (inch)	7,5 m
88447	Ø 75 (3") mm (inch)	10 m
88452	Ø 100 (4") mm (inch)	10 m
88457	Ø 125 (5") mm (inch)	10 m
88462	Ø 150 (6") mm (inch)	10 m
88453	Ø 100 (4") mm (inch)	12,5 m
88458	Ø 125 (5") mm (inch)	12,5 m
88463	Ø 150 (6") mm (inch)	12,5 m



## Exhaust hoses 500 °C

Approx. 0,5 m of the total hose length will be used inside the reel. **Note! Mounting kit for connecting hose on hose reel is not included, ordered separately.**

### Technical data

Maximum temperature 500 °C

Part No	Dimension	Hose length
88579	Ø 150 mm (6") mm (inch)	2,5 m
88580	Ø 150 mm (6") mm (inch)	5 m
88576	Ø 125 mm (5") mm (inch)	7,5 m
88581	Ø 150 mm (6") mm (inch)	7,5 m
88577	Ø 125 mm (5") mm (inch)	10 m
88575	Ø 150 mm (6") mm (inch)	10 m
88578	Ø 125 mm (5") mm (inch)	12,5 m
88583	Ø 150 mm (6") mm (inch)	12,5 m



## Exhaust hoses 650 °C (to be used with metal nozzles)

Approx. 0,5 m of the total hose length will be used inside the reel. **Note! Mounting kit for connecting hose on hose reel is not included, ordered separately.**

### Technical data

Maximum temperature 650 °C



Part No	Dimension	Hose length
88479	Ø 150 (6") mm (inch)	2,5 m
88465	Ø 75 (3") mm (inch)	5 m
88470	Ø 100 (4") mm (inch)	5 m
88475	Ø 125 (5") mm (inch)	5 m
88480	Ø 150 (6") mm (inch)	5 m
88466	Ø 75 (3") mm (inch)	7,5 m
88471	Ø 100 (4") mm (inch)	7,5 m
88476	Ø 125 (5") mm (inch)	7,5 m
88481	Ø 150 (6") mm (inch)	7,5 m
88467	Ø 75 (3") mm (inch)	10 m
88472	Ø 100 (4") mm (inch)	10 m
88477	Ø 125 (5") mm (inch)	10 m
88482	Ø 150 (6") mm (inch)	10 m
88468	Ø 75 (3") mm (inch)	12,5 m
88473	Ø 100 (4") mm (inch)	12,5 m
88478	Ø 125 (5") mm (inch)	12,5 m
88483	Ø 150 (6") mm (inch)	12,5 m

## Exhaust hose, double with Y-adapter

The hose is crush proofed with nylon coil incl. one Y-adapter and two hose clamps (temp. resistant +200 °C).

Part No	Dimension	Maximum temperature	Hose length
88220	Ø 75 (3") mm (inch)	200 °C	2 x 2,5 m
88221	Ø 100 (4") mm (inch)	200 °C	2 x 2,5 m
88222	Ø 125 (5") mm (inch)	200 °C	2 x 2,5 m
88223	Ø 150 (6") mm (inch)	200 °C	2 x 2,5 m



## Hose connecting kits

To connect hoses with the same diameter. The kit consists of a hose adapter and two hose clamps.

Part No	Dimension
88485	75 mm
88486	100 mm
88487	125 mm
88488	150 mm



## Safety disconnect coupling

The safety disconnect coupling is to protect your equipment from unexpected work place events, such as when a service technician forgets to remove the exhaust hose from the vehicle before moving it. The safety disconnect coupling will automatically separate to protect the vehicle and your exhaust system.

88491



88571



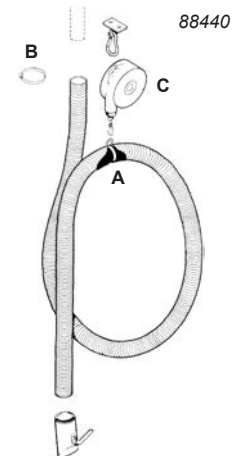
Part No	Description	Dimension
88491	Safety disconnect coupling Ø100 mm (4")	100 mm
88492	Safety disconnect coupling Ø 125 mm (5")	125 mm
88493	Safety disconnect coupling Ø 150 mm (6")	150 mm
88571	Safety coupling magnetic Ø100 mm (4")	100 mm

## Fixed exhaust extractors

A fixed exhaust extractor is easily designed by selecting hose, nozzle, hose support, balancer and hose clamps. For suitable hoses and nozzles and balancers, see previous/next pages.

Pos A: Hose supports make it possible to hang the hose on a balancer.

Pos B: Hose clamps are used to fix the hose directly on to the ducting.



Part No	Description
88441	Support Ø 100 mm (4")
88442	Support Ø 150 mm (6")
72101045	Hose clamp Ø70-90 mm
72101011	Hose clamp Ø80-100 mm
72101063	Hose clamp Ø120-140 mm
72101021	Hose clamp Ø130-150 mm
88590	Hose clamp Ø75 mm for 650°C high temperature hose
88591	Hose clamp Ø 100 mm for 650°C high temperature hose
88592	Hose clamp Ø 125 mm for 650°C high temperature hose
88593	Hose clamp Ø 150 mm for 650°C high temperature hose

## Balancer

The balancer supports loads within an area of 0-4,5 m and at an angle of max 30° from the plumb line. Some of the balancers is equipped with a locking device which locks the extension wire in the extended position. The locking device disengages when the wire is pulled out approx. 0,2 m and then released. Delivered complete with safety chain and spring safety hooks.



Part No	Description	Capacity	Cable length
88440	Balancer with 3m wire 7-14 Kg with locking device	7-14 kg	3 m
84435	Balancer with 4,5m wire 7-16 Kg with locking device on or off	7-16 kg	4,5 m
84437	Balancer with 3m wire 7-14 Kg without locking device	7-14 kg	3 m
84438	Balancer with 3,5m wire 5-14 Kg without locking device	5-14 kg	3,5 m
84436	Micro switch balancer for fan control, for 84435		
84434	Micro Switch balancer for fan control, for 88440, 84437 and 84438		

## Complete exhaust extraction kits

Consisting of a fan, 5 m standard hose and balancer. Just add the required nozzle. **Note! Exhaust Nozzle must be ordered separately.**

### Technical data

Capacity	1800 m <sup>3</sup> /h
Motor	0,55 kW
Voltage	400 V AC

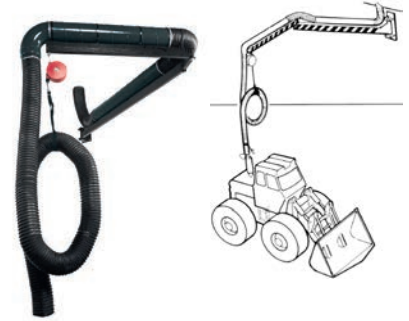
Part No	Dimension	Hose length
84441	100 (4") mm (inch)	5 m
84443	150 (6") mm (inch)	5 m



### Exhaust drop on swinging arm

Makes it possible to cover a larger area with a simple extraction point. **Note! Exhaust Nozzle and Fan must be ordered separately.**

Part No	Dimension	Hose length	Length
84420	Ø 150 (6") mm (inch)	5 m	4,5 m
84421	Ø 150 (6") mm (inch)	5 m	6 m
84422	Ø 150 (6") mm (inch)	5 m	8 m



### Trolley with fan and exhaust hose reel

Mobile solution for maximum flexibility. Complete unit with trolley, exhaust hose reel with 10m 6" 200°C hose, nozzle, fan, outlet hose from fan 7,5m 6" 200°C, fan starter button and connection cable 3-phase 10m 400V AC.

Part No	Description	Dimension
83130	Exhaust trolley 6" with fan, exhaust reel and 10 meters hoses	Ø150 (6") mm (inch)




### Exhaust rail

Straight rails solve the exhaust emission problem with vehicles being driven along a straight section indoors. The system comprises of exhaust hoses mounted on moving connectors which run along a suction rail fitted to the ceiling. The moving trolleys can be supplied for internal or external travel, with or without automatic uncoupling of the nozzle.

With wall brackets, connectors, rubber seal, end cover and trolley stop. Nozzles not included (order separately). We recommend nozzles with wise grip.

Part No	Description
84530	Exhaust rail 14,6M
84531	Exhaust rail 17,4M
84532	Exhaust rail 20,4M
84533	Exhaust rail 23,2M
84534	Exhaust rail 26,2M
84535	Exhaust rail 29 M
84536	Exhaust rail 34,8 M
84225	Mounting tool for rubber seal



### Internal exhaust trolley for nozzle with wise grip

With balancer och hose hanger, without hose (order separately). Can be used for vehicle in motion. **Note! Hose and nozzle is ordered separately.**

Part No	Description
84211	Exhaust trolley, internal for Ø100 mm/4" nozzle with wise grip
84212	Exhaust trolley, internal for Ø150 mm/6" nozzle with wise grip
84213	Exhaust trolley, internal Ø 100 mm / 4", without balancer



## External exhaust trolley for nozzle with wise grip

With balancer och hose hanger, without hose (order separately). Can be used for vehicle in motion. **Note! Exhaust and nozzle is ordered separately.**



Part No	Description
84215	Exhaust trolley, external for Ø100 mm/4" nozzle with vise grip
84216	Exhaust trolley, external for Ø150 mm/6" nozzle with vise grip

## Rubber nozzles. general information

A rubber nozzle is used to connect the exhaust hose with the exhaust system of the vehicle. The nozzle is designed to take in cooling air, thereby reducing the exhaust fume temperature and resistance in the exhaust system and guaranteeing the accuracy of exhaust readings. These nozzles are highly suitable for use with fixed extractors, exhaust reels and straight rails (clamp fixing essential).

Specifications The rubber nozzle is composed of moulded, high temperature resistant rubber. The nozzle is provided with an opening (which can be sealed with a rubber plug) suitable for insertion of an exhaust probe, diameter Ø 20 mm. The nozzle is designed for today's lorries and private cars The nozzle is attached to the exhaust hose via an angled pipe so as to facilitate connection to the exhaust pipe of the vehicle. Temperature resistance: -40 °C to + 220 °C

## Rubber nozzle with probe opening and clamp fixing

Part No	Inlet	Opening
88320	Ø 75 mm	155 x 90 (Ø 115) mm
88324	Ø 100 mm	155 x 90 (Ø 115) mm
88321	Ø 100 mm	210 x 115 (Ø 160) mm
88322	Ø 125 mm	210 x 115 (Ø 160) mm
88323	Ø 150 mm	210 x 115 (Ø 160) mm



## Rubber nozzle with probe opening and damper

Part No	Inlet	Opening
88315	Ø 75 mm	155 x 90 (Ø 115) mm
88316	Ø 100 mm	155 x 90 (Ø 115) mm
88317	Ø 100 mm	210 x 115 (Ø 160) mm
88318	Ø 125 mm	210 x 115 (Ø 160) mm
88319	Ø 150 mm	210 x 115 (Ø 160) mm



## Rubber nozzle with probe opening, damper and clamp fixing

Part No	Inlet	Opening
88325	Ø 75 mm	155 x 90 (Ø 115) mm
88326	Ø 100 mm	155 x 90 (Ø 115) mm
88327	Ø 100 mm	210 x 115 (Ø 160) mm
88328	Ø 125 mm	210 x 115 (Ø 160) mm
88329	Ø 150 mm	210 x 115 (Ø 160) mm





## Rubber nozzle with probe opening, spring fixing

Part No	Inlet	Opening
88520	Ø 75 mm	155 x 90 (Ø 115) mm
88521	Ø 100 mm	155 x 90 (Ø 115) mm
88522	Ø 100 mm	210 x 115 (Ø 160) mm
88523	Ø 125 mm	210 x 115 (Ø 160) mm
88524	Ø 150 mm	210 x 115 (Ø 160) mm




## Metal nozzle with rubber lid

Part No	Inlet	Opening
88310	Ø 75 mm	Ø 100 mm
88311	Ø 100 mm	Ø 100 mm
88312	Ø 125 mm	Ø 125 mm
88313	Ø 125 mm	Ø 150 mm
88314	Ø 150 mm	Ø 150 mm



## Stacker nozzle for vertical exhaust pipes

Part No	Description	Opening	Connection
88396	Exhaust nozzle, vertikal 125mm	Ø 200 (8") mm (inch)	Ø 125 (5") mm (inch)
88397	Exhaust nozzle, vertikal 150mm	Ø 250 (10") mm (inch)	Ø 150 (6") mm (inch)
88398	Telescopic handle for stacker nozzles.		
88399	Spring clip for stacker nozzles.		
88569	Nozzle for exhaust, giraffe Ø 150 (6") 2,7m	Ø 250 (10") mm (inch)	Ø 150 (6") mm (inch)



## Exhaust nozzle for hidden exhaust pipes

Part No	Description	Opening	Connection
88555	Exhaust nozzle hand pump Ø 150 (6")	Ø 90-160 mm	Ø 150 (6") mm (inch)
88556	Exhaust nozzle Ø 150 (6") Air regulated	Ø 90-160 mm	Ø 150 (6") mm (inch)
88566	Exhaust nozzle for hidden/integrated exhaust pipes, good grip in curved pipes 150x350mm	350x150 mm	Ø 100 (4") mm (inch)
88565	Exhaust nozzle for hidden exhaust Ø100 with inner plier	150x110 mm	Ø 100 (4") mm (inch)



## Exhaust funnel

For simple, fast and accurate exhaust fume readings. The adjustable exhaust funnel is placed behind the vehicle exhaust pipe in order to capture and remove exhaust fumes. The exhaust fume readings are entirely resistance free and cooling air reduces the temperature. To be used with Ø 150 mm hoses and nozzles.



Part No	Opening
88395	200x230 mm

## Exhaust funnel for heavy machinery

Exhaust funnel for heavy machinery, tractors and similar where the exhaust is very big and pointing upwards. Can also be used as an adapter for an existing exhaust nozzle. Exhaust pipe maximum diameter Ø400 mm, connection for exhaust hose or nozzle Ø145 mm.



Part No	Opening	Connection
88568	Ø 400 mm	Ø 145 mm

## Exhaust nozzle touchless for trucks

Adjustable nozzle on trolley for side and under carriage tailpipes, Standards EPA 07 (Euro 6). Connects to existing exhaust hose.

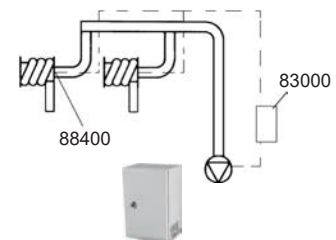


Part No	Opening	Connection
88554	550x160 mm	Ø 150 (6") mm (inch)

## Starter

For automatic start and stop of the fan when one or two exhaust reels are installed. Used together with a micro switch (88400). Comes complete with built-in contactor and transformer. Can supply power to damper (84312). It must be fitted with relevant motor overload protector (not included).

Part No	Voltage
83000	3~ 230 / 400 V AC



## Motor overload protector

The rating of the protector depends on which fan is used. For installation in control boxes.

Part No	Current
88421	0,9-1,3 Ampere
88422	1,4-2,0 Ampere
88423	2,3-3,2 Ampere
88424	4,5-6,3 Ampere
88425	7,2-10 Ampere



## Frequency inverter

The DCV-Controller monitors the ventilation system by measuring the pressure and starts the fan only when needed.

Part No	Description
84370	DCV Controller 1,1 kW, PID regulator, EMC-filter, 380-460 V
84371	DCV Controller 2,2 kW, PID regulator, EMC-filter, 380-460 V
84372	DCV Controller 4,0 kW, PID regulator, EMC-filter, 380-460 V
84374	DCV Controller 7,5 kW, PID regulator, EMC-filter, 380-460 V
83015	Pressure sensor 0-2500 Pa



## Fan starter with push-button

To be used when no automatic start or control units are used. Mounted in a plastic-encased box.

Part No	Description
84245	Fan starter, IP55 with overload 1,0 - 1,6 A 230 - 690 VAC.
84246	Fan starter, IP55 with overload 1,6 - 2,5 A 230 - 690 VAC.
84247	Fan starter, IP55 with overload 2,5 - 4,0 A 230 - 690 VAC.
84248	Fan starter, IP55 with overload 4,0 - 6,3 A 230 - 690 VAC.
84249	Fan starter, IP55 with overload 6,3 - 10,0 A 230 - 690 VAC.
84250	Fan starter, IP55 with overload 10,0 - 16,0 A 230 - 690 VAC.



## Start/stop with indicator for exhaust fan

For controlling automatic dampers and/or fans for exhaust reels or extraction arms. Use together with starter (83000) and automatic damper (84312). The indicator light can be wired to indicate when the damper is open and fan is on. 2x NO contacts.

Part No	Description	Voltage
88408	Start/Stop switch with lamp for fan	24 V AC
88409	Start/Stop switch with lamp for fan, installed in pairs for control from different locations	24 V AC



## Automatic damper

Fully automatic, motorized damper, Ø 160 mm. Should be supplemented with a switch assembly (88400).

Part No	Voltage
84312	24 V AC



## Transformer

Transformer, used for for LED lamp cartridge (84725), motorised damper, micro switch or frequency inverter.

Part No	Voltage
88431	24 V AC



## Micro switch

Used for control of damper and fan in spring operated exhaust reels. This device can be used with starter (83000) or automatic damper (84315) and control unit (83020).


Part No
88400



## Control cable and marking (only swedish)

Part No	Description
23393	Cable 4-Wired Signal cable is used between meter and I/O module 4 X 0.5 mm2, halogen free
97719	Rördekal Avgasventilation Vit

23393



97719



## Extraction arms

Ball-bearing jointed extraction arms for dust, welding fumes, soldering, fumes, oil mist, fumes from solvents etc. Delivered complete with wall mounting bracket and a Ø160 mm spigot for connection to a central duct work system. The detachable hood with manual damper and safety mesh can be angled 110° forwards, backwards and to the sides. A LED-lamp can be fitted in the hood.

Part No	Length
84700	1,5 m
84701	2 m
84702	3 m

84700



## Ceiling bracket for extraction arm

Used when mounting extraction arms in ceilings.

Part No	Length
84720	0,5 m
84721	1 m

84720



## Bodywork extraction arm

Bodywork extraction arm for effective evacuation of welding fume, grinding dust and vapours when performing vehicle bodywork. Easy to manoeuvre with 360° movability and high positional stability. Ø 125 mm ventilation tube.

Part No	Description	Length
84710	Bodywork extraction arm 5M Ø125mm with wall bracket and a black hose	5 m
84711	Bodywork extraction arm 5M Ø125mm with ceiling bracket	5 m

84711



## Extraction arm with extension swing arm

Extraction arm with extension swing arm, wall bracket, hose and Ø 160 mm ventilation tube.

Part No	Length
84703	4 m
84704	5 m
84705	7 m
84706	9 m
84707	11 m


84704



## Lighting and switch

Part No	Description
84725	Complete LED-lighting 24V with on/off switch for a fan
84726	Complete LED-lighting 24V.
84727	On/Off switch for fan
83023	Relay box 24V AC, used for electric dampers and led lighting

84725



## Accessories for extraction arms

Part No	Description
84730	Glazier hood for extraction arm
84731	Extension hose 3,5M with magnetic bracket.



## Extraction arms 2, 3 and 4 m

Ball-bearing jointed extraction arms for dust, welding fumes, soldering fumes, oil mist, fumes from solvents etc. Delivered complete with wall mounting bracket on which the fan may be directly fitted. A  $\varnothing 160$  mm spigot for connection to a central duct work system is also provided. The detachable hood with manual damper and safety mesh can be angled  $110^\circ$  forwards, backwards and to the sides. A 24 V LED lamp cartridge (88430) can be fitted in the hood.

Part No	Description
84400	Extraction arm 2 m grey
84402	Extraction arm 3 m grey
84405	Extraction arm 4m grey
84615	Manual damper with rubber seal



## Extension swing arm

Arm with wall bracket, hose and  $\varnothing 160$  mm ventilation tube including connection to extraction arms. Extraction arm not included.

Part No	Length
84416	1,5 m
84414	2,5 m
84415	4,5 m



## Lighting and switch

To be fitted in the hood. Consists of 24 V LED lamp, switch assembly and 10 m cable.

Part No	Description
88430	Led lamp for extraction arm 24VAC with start / stop switch.
88433	Switch without lamp with 10M cable
83023	Relay box 24V AC, used for electric dampers and led lighting



## Mobile mechanical filter

1 phase 0,75 kW 220-240V 50Hz. Delivered with a 5 m cable. Filter up to 98% of the pollution.

Part No	Description	Length
84620	Mobile mechanical filter with 2M extraction arm	2 m
84621	Mobile mechanical filter with 3M extraction arm	3 m
84623	Cartridge filter cassette (spare part)	
84624	Carbon fiber cassette (spare part)	



## Air flow in exhaust hoses

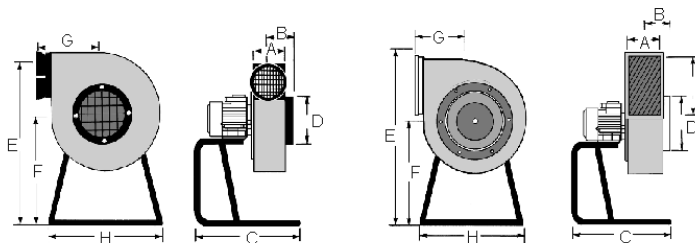
- Ø 75 mm at air flow < 270 m<sup>3</sup>/h
- Ø 100 mm at air flow < 540 m<sup>3</sup>/h
- Ø 125 mm at air flow < 810 m<sup>3</sup>/h
- Ø 150 mm at air flow < 1080 m<sup>3</sup>/h

## Recommended air flow

- Cars = 360 m<sup>3</sup>/h
- Trucks = 1080 m<sup>3</sup>/h

## Fans for exhaust and fumes

Delivered with tubular support (84323-84330). Models 84323-84325 can be mounted directly to exhaust hose reels with the aid of a mounting kit (88410), see below.

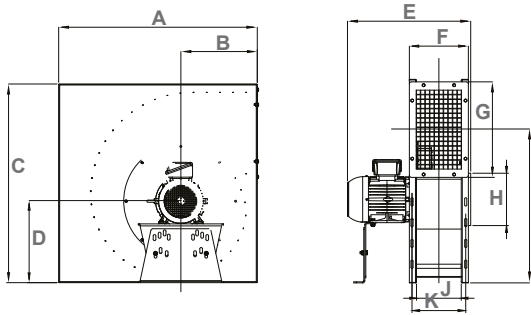


A	B	C	D	E	F	G	H	I	Kg	
Ø 160	95	430	Ø 160	650	415	245	445	-	16,4	84323
Ø 160	95	430	Ø 160	660	425	245	445	-	19,4	84325
142	110	450	Ø 250	740	410	230	445	215	24,0	84330

Part No	Capacity	Motor	Voltage	Recommended number of active extraction points
84323	1800 m <sup>3</sup> /h	0,55 kW	3~ 400 V AC	< 3 (for cars)
84325	2160 m <sup>3</sup> /h	0,75 kW	3~ 400 V AC	< 4 (for cars)
84465	2160 m <sup>3</sup> /h	0,75 kW	1~ 230 V AC	1 (for heavy vehicles)
84330	3000 m <sup>3</sup> /h	1,1 kW	3~ 400 V AC	< 2 (for heavy vehicles)

## Fans

A series of robust fans, generally designed for larger systems of exhaust hose reels, exhaust rails and extraction arms. Can also be used for general ventilation and similar tasks. Stand, fan housing are made in steel and fan wheels are made of aluminium. Suitable to be used with frequency converter.



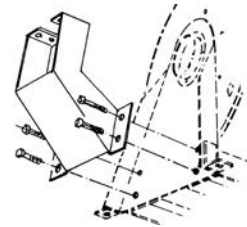
A	B	C	D	E	F	G	H	I	J	K	Kg	
640	285	640	267	446	230	312	Ø 162	477	160	204	31	84360
783	339	783	310	532	270	380	Ø 200	602	200	244	51	84361
980	377	980	402	606	290	460	Ø 252	741	220	264	78	84362
1100	479	1100	447	673	320	508	Ø 317	829	250	294	137	84364

Part No	Capacity	Motor	Voltage
84360	2500 m³/h	0,75 kW	3~ 400 V AC
84361	5500 m³/h	2,2 kW	3~ 400 V AC
84362	7500 m³/h	4,0 kW	3~ 400 V AC
84364	12000 m³/h	7,5 kW	3~ 400 V AC

## Fan mounting kit

For mounting of fans 84323-84325 directly on exhaust reels. Consists of bracket, rubber ring and fan socket.

Part No
88410



## Fan accessories

Part No	Description
88401	Outlet Ø250mm for fan 84330
84380	Outlet Ø250 mm for fan 84360
84381	Outlet Ø315 mm for fan 84361
84382	Outlet Ø400 mm for fan 84362
84383	Outlet Ø500 mm for fan 84364
84384	Soft connection Ø160 mm
84385	Soft connection Ø200 mm
84386	Soft connection Ø250 mm
84387	Soft connection Ø315 mm
84388	Soft connection Ø400 mm
84389	Soft connection Ø500 mm
85390	Anti-vibration damper for 84360 & 84361
85391	Anti-vibration damper for 84362 & 84364

84380



84384



85390







## **13 Installation equipment**

Installation components, oil .....	184
Installation components, grease.....	185
Installation components, water based fluids.....	186
Installation components.....	187
Tanks and accessories .....	193

## E-Coated steel tubes for oil

Part No	Dimension	Length
90101120	22x1,5 mm	6 m
90101162	28x2 mm	6 m
90101192	35x 3 mm	6 m



## Support rail and pipe clamps

Part No	Description
70501423	Mounting rail 14X28mm L=2M
70101249	Pipe clamp complete Ø22 PP
70101273	Pipe clamp complete Ø28 PP
70101303	Pipe clamp complete Ø38 PP

70501423



70101273



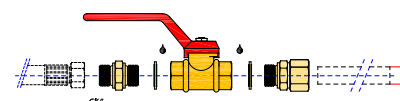
## Installation components

Part No	Description	Dimension	Thread
10103724	Coupling straight Ø22- G3/4"(m)	Ø22 mm	3/4" (M) BSP
10103295	Coupling straight Ø28- G1"(m)	Ø28 mm	1" (M) BSP
10103325	Coupling straight Ø35- G1 1/4"(m)	Ø35 mm	1 1/4" (M) BSP
10106490	Coupling 90° Ø22-22	Ø22-22 mm	
10106496	Coupling 90° Ø28-28	Ø28-28 mm	
10106502	Coupling 90° Ø35-35	Ø35-35 mm	
10103070	Coupling straight Ø22-22	Ø22 mm	
10103079	Coupling straight Ø28-28	Ø28 mm	
10103088	Coupling straight Ø35-35	Ø35 mm	
10106367	Tee connector Ø22-22-22	Ø22-22-22 mm	
10106373	Tee connector Ø28-28-28	Ø28-28-28 mm	
10106379	Tee connector Ø35-35-35	Ø35-35-35 mm	
10101564	Pipe reducer Ø35-22	Ø35-Ø22 mm	



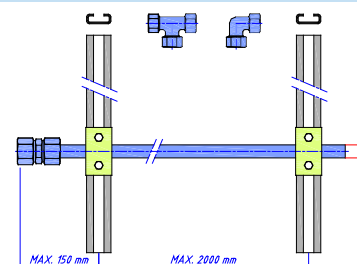
## Oil pump connection kit

Part No	Description
99400	Pump installation kit to pipe 22 mm
99401	Pump installation kit to pipe 28 mm
99402	Pump installation kit to pipe 35 mm



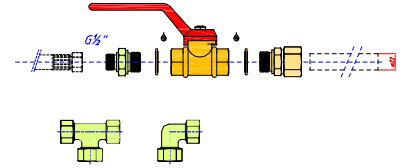
## Oil tube kit

Part No	Description
99403	Pipe kit 6m 22 mm galvanized steel pipe clamps, bracket rails and fittings
99404	Pipe kit 6m 28 mm galvanized steel pipe clamps, bracket rails and fittings
99405	Pipe kit 6m 35 mm galvanized steel pipe clamps, bracket rails and fittings



## Connection kit, hose reel for oil

Part No	Description
99406	Hose reel connection G1/2" to 22 mm pipe incl ball valve
99407	Hose reel connection G1/2" to 28 mm pipe incl ball valve



## E-Coated steel tubes for grease

Part No	Dimension	Length
73202	Ø20x3 mm	6 m
73252	Ø25x2,5 mm	6 m
73383	Ø38x4 mm	6 m



## Installation components

Part No	Description
70501423	Mounting rail 14X28mm L=2M
70101237	Pipe clamp complete Ø20 PP
70101261	Pipe clamp complete Ø25 PP
70101303	Pipe clamp complete Ø38 PP

70501423



70101261



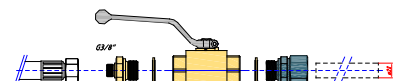
## Tube fittings for grease

Part No	Description	Dimension	Thread
10103250	Coupling straight Ø20- G3/4"(m)	Ø20 mm	3/4" (M) BSP
10103280	Coupling straight Ø25- G1"(m)	Ø25 mm	1" (M) BSP
10103337	Coupling straight Ø38- G1 1/4"(m)	Ø38 mm	1 1/4" (M) BSP
10106484	Coupling 90° Ø20-20	Ø20-20 mm	
10106493	Coupling 90° Ø25-25	Ø25-25 mm	
10106505	Coupling 90° Ø38-38	Ø38-38 mm	
10103064	Coupling straight Ø20-20	Ø20 mm	
10103073	Coupling straight Ø25-25	Ø25 mm	
10103091	Coupling straight Ø38-38	Ø38 mm	
10106364	Tee connector Ø20-20-20	Ø20-20-20 mm	
10106370	Tee connector Ø25-25-25	Ø25-25-25 mm	
10106382	Tee connector Ø38-38-38	Ø38-38-38 mm	



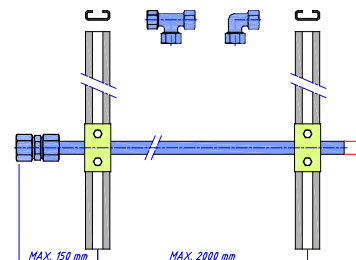
## Connection kit grease pump

Part No	Description
99417	Connection pump to 20 mm grease pipe including ball valve
99418	Connection pump to 25 mm grease pipe including ball valve
99419	Connection pump to 38 mm grease pipe including ball valve



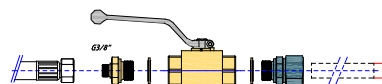
## Tube kit for grease

Part No	Description
99420	Pipe kit 6m 20 mm galvanized steel pipe clamp, bracket and joint connection for grease
99421	Pipe kit 6m 25 mm galvanized steel pipe clamp, bracket and joint connection for grease
99422	Pipe kit 6m 38 mm galvanized steel pipe clamp, bracket and joint connection for grease



## Hose reel connection connection kit for grease

Part No	Description
99423	Connection hose reel G3/8" to 20 mm grease pipe including ball valve
99424	Connection hose reel G3/8" to 25 mm grease pipe including ball valve
99425	Connection hose reel G3/8" to 38 mm grease pipe including ball valve



## Stainless steel tubes for water, glycol etc

Part No	Dimension	Length
90201015	15x 1,5 mm	6 m
90201030	22x 1,5 mm	6 m



## Installation components

Part No	Description
70501423	Mounting rail 14X28mm L=2M
70101207	Pipe clamp complete Ø15 PP
70101249	Pipe clamp complete Ø22 PP

70501423



70101249



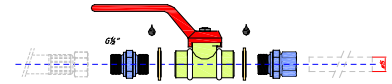
## Tube fittings for other fluids

Part No	Description	Maximum working pressure	Connection
10201441	Coupling straight Ø15- G1/2"(m) AISI316	25 (250) MPa (bar)	Ø15-1/2" ØMM-(M) BSP
10201459	Coupling straight Ø22- G3/4"(m) AISI316	25 (250) MPa (bar)	22-3/4" ØMM-(M) BSP
10202365	Coupling 90° Ø15-15 AISI316	25 (250) MPa (bar)	
10202377	Coupling 90° Ø22-22 AISI316	25 (250) MPa (bar)	
10201363	Union connector Ø15-15 AISI316	25 (250) MPa (bar)	
10201375	Union connector Ø22-22 AISI316	25 (250) MPa (bar)	
10202275	Coupling T Ø15-15-15 AISI316	25 (250) MPa (bar)	
10202296	Coupling T Ø22-22-22 AISI316	25 (250) MPa (bar)	



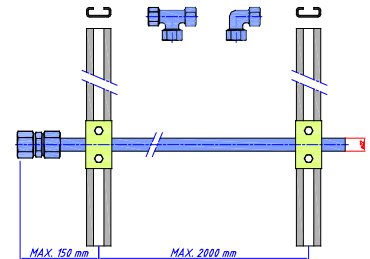
## Connection kit pump for other fluids

Part No	Description
99408	Pump installation kit to pipe 15 mm, stainless steel
99409	Pump installation kit to pipe 22 mm, stainless steel



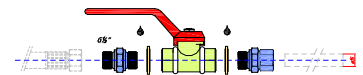
## Pipe kit for other fluids

Part No	Description
99410	Pipe kit 6m 15 mm stainless steel pipe clamps, bracket rails and fittings.
99411	Pipe kit 6m 22 mm stainless steel pipe clamps, bracket rails and fittings.



## Connection kit hose reel for other fluids

Part No	Description
99412	Hose reel connection G1/2" to 15 mm stainless steel pipe incl. ball valve
99413	Hose reel connection 1/2" to 22 mm stainless steel pipe incl. ball valve



## Rubber/steel washer

Part No	Thread
10103532	1/8" (M) BSP
10103529	1/4" (M) BSP
10103547	3/8" (M) BSP
10103526	1/2" (M) BSP
10103544	3/4" (M) BSP
10103517	1" (M) BSP
10103523	1 1/4" (M) BSP
10103520	1 1/2" (M) BSP
10103538	2" (M) BSP




## Adapters, steel

Part No	Thread	Maximum working pressure
25101978	1/8" - 1/8" (M)-(M) BSP	64 (640) MPa (bar)
25102023	1/4" - 1/8" (M)-(M) BSP	64 (640) MPa (bar)
25101981	1/4" - 1/4" (M)-(M) BSP	64 (640) MPa (bar)
25102032	3/8" - 1/4" (M)-(M) BSP	64 (640) MPa (bar)
25101987	3/8" - 3/8" (M)-(M) BSP	64 (640) MPa (bar)
25102035	1/2" - 1/4" (M)-(M) BSP	64 (640) MPa (bar)
25102041	1/2" - 3/8" (M)-(M) BSP	64 (640) MPa (bar)
25101999	1/2" - 1/2" (M)-(M) BSP	64 (640) MPa (bar)
25102038	1/4" - 3/4" (M)-(M) BSP	64 (640) MPa (bar)
25102047	3/4" - 3/8" (M)-(M) BSP	64 (640) MPa (bar)
25102053	1/2" - 3/4" (M)-(M) BSP	64 (640) MPa (bar)
25102008	3/4" - 3/4" (M)-(M) BSP	64 (640) MPa (bar)
25102056	1/2" - 1" (M)-(M) BSP	40 (400) MPa (bar)
25102065	1" - 3/4" (M)-(M) BSP	40 (400) MPa (bar)
25102011	1" - 1" (M)-(M) BSP	40 (400) MPa (bar)
25102068	1 1/4" - 3/4" (M)-(M) BSP	40 (400) MPa (bar)
25102071	1 1/4" - 1" (M)-(M) BSP	40 (400) MPa (bar)
25102077	1 1/4" - 1 1/2" (M)-(M) BSP	40 (400) MPa (bar)
25102074	1" - 1 1/2" (M)-(M) BSP	40 (400) MPa (bar)
25102083	2" - 1 1/2" (M)-(M) BSP	40 (400) MPa (bar)
25102020	2" - 2" (M)-(M) BSP	40 (400) MPa (bar)



## Bulkhead fitting, steel

Part No	Thread	Maximum working pressure
25101768	1/4" (M)-(M) BSP	64 (640) MPa (bar)
25101771	3/8" (M)-(M) BSP	64 (640) MPa (bar)
25101774	1/2" (M)-(M) BSP	64 (640) MPa (bar)
25101780	3/4" (M)-(M) BSP	64 (640) MPa (bar)
25101783	1" (M)-(M) BSP	64 (640) MPa (bar)




## Bushings, steel

Part No	Thread	Maximum working pressure
25101819	1/8" - 1/4" (F)-(M) BSP	40 (400) MPa (bar)
10105959	3/8" - 1/2" (F)-(M) BSP	40 (400) MPa (bar)
10105998	1/4" - 3/4" (F)-(M) BSP	40 (400) MPa (bar)
10106001	3/8" - 3/4" (F)-(M) BSP	40 (400) MPa (bar)
25101864	1/2" - 3/4" (F)-(M) BSP	40 (400) MPa (bar)
25101870	3/4" - 3/4" (F)-(M) BSP	40 (400) MPa (bar)
25101871	1" - 3/4" (F)-(M) BSP	40 (400) MPa (bar)
70091220	1 1/4" - 3/4" (F)-(M) BSP	40 (400) MPa (bar)
10105941	3/4" - 1 1/4" (F)-(M) BSP	40 (400) MPa (bar)



## Adapter, steel

Part No	Thread	Maximum working pressure
25101936	3/8" - 1/2" (F)-(F) BSP	40 (400) MPa (bar)
25101942	1/2" - 1/2" (F)-(F) BSP	40 (400) MPa (bar)
25101948	3/4" - 1/2" (F)-(F) BSP	40 (400) MPa (bar)
25101963	3/4" - 1" (F)-(F) BSP	40 (400) MPa (bar)



## Reduction, steel

Part No	Description	Dimension	Maximum working pressure
10201474	Pipe reducer Ø22-15 AISI316	Ø22-Ø15	25 (250) MPa (bar)
10101474	Pipe reducer 22mm-15mm	Ø22-Ø15 mm	25 (250) MPa (bar)
10101519	Pipe reducer Ø28-22	Ø28-Ø22 mm	25 (250) MPa (bar)
10101567	Pipe reducer Ø35-28	Ø35-Ø28 mm	25 (250) MPa (bar)
10101564	Pipe reducer Ø35-22	Ø35-Ø22 mm	25 (250) MPa (bar)
10101498	Pipe reducer Ø25-20	Ø25-Ø20 mm	40 (400) MPa (bar)
10101591	Pipe reducer Ø38-25	Ø38-Ø25 mm	40 (400) MPa (bar)



## Adapters with a swivelling nut, steel

Part No	Thread	Maximum working pressure
25102341	1/4" - 1/4" (F)-(M) BSP	64 (640) MPa (bar)
25102344	3/8" - 1/4" (F)-(M) BSP	64 (640) MPa (bar)
25102345	1/2" - 1/4" (F)-(M) BSP	64 (640) MPa (bar)
25102350	3/8" - 3/8" (F)-(M) BSP	64 (640) MPa (bar)
25102347	1/4" - 3/8" (F)-(M) BSP	64 (640) MPa (bar)
25102353	1/2" - 3/8" (F)-(M) BSP	64 (640) MPa (bar)
25102359	1/2" - 1/2" (F)-(M) BSP	64 (640) MPa (bar)
25102356	3/8" - 1/2" (F)-(M) BSP	64 (640) MPa (bar)
25102365	3/4" - 1/2" (F)-(M) BSP	64 (640) MPa (bar)
25102383	3/4" - 3/4" (F)-(M) BSP	64 (640) MPa (bar)
25102377	1/2" - 3/4" (F)-(M) BSP	64 (640) MPa (bar)
25102386	1" - 3/4" (F)-(M) BSP	64 (640) MPa (bar)
25102392	1" - 1" (F)-(M) BSP	64 (640) MPa (bar)
25102389	3/4" - 1" (F)-(M) BSP	64 (640) MPa (bar)



## Adapter 90° with a swivelling nut, steel

Part No	Thread	Maximum working pressure
25102428	1/4" (F)-(M) BSP	64 (640) MPa (bar)
25102431	3/8" (F)-(M) BSP	64 (640) MPa (bar)
25102434	1/2" (F)-(M) BSP	64 (640) MPa (bar)
25102440	3/4" (F)-(M) BSP	64 (640) MPa (bar)
25102446	1" (F)-(M) BSP	64 (640) MPa (bar)
25102450	2" (F)-(M) BSP	25 (250) MPa (bar)



## Adapters with two swivelling nuts, steel

Part No	Thread	Maximum working pressure
25101897	3/8" - 3/8" (F)-(F) BSP	64 (640) MPa (bar)
25101903	1/2" - 1/2" (F)-(F) BSP	64 (640) MPa (bar)
25101909	3/4" - 3/4" (F)-(F) BSP	64 (640) MPa (bar)



## Adapter 90° with two swivelling Nuts, steel

Part No	Thread	Maximum working pressure
25101126	1/4" (F)-(F) BSP	64 (640) MPa (bar)
25101132	1/2" (F)-(F) BSP	64 (640) MPa (bar)
25101117	3/4" (F)-(F) BSP	64 (640) MPa (bar)



## T-adapters, steel

Part No	Thread	Maximum working pressure
25102866	1/4" (M)-(M)-(M) BSP	64 (640) MPa (bar)
25102867	3/8" (M)-(M)-(M) BSP	64 (640) MPa (bar)
25102869	1/2" (M)-(M)-(M) BSP	64 (640) MPa (bar)
25102875	3/4" (M)-(M)-(M) BSP	64 (640) MPa (bar)
25102878	1" (M)-(M)-(M) BSP	64 (640) MPa (bar)



## Plug, steel

Part No	Thread	Maximum working pressure
25101513	1/4" (M) BSP	64 (640) MPa (bar)
25101519	1/2" (M) BSP	64 (640) MPa (bar)
25101495	3/4" (M) BSP	64 (640) MPa (bar)
25101498	1" (M) BSP	64 (640) MPa (bar)
9320119	2" (M) BSP	2,5 (25) MPa (bar)



## Quick connector, steel

Part No	Maximum working pressure	Connection
35101222	16 (160) MPa (bar)	1/2" (F) BSP
35101216	16 (160) MPa (bar)	1/2" (F) BSP
35101273	16 (160) MPa (bar)	3/4" (F) BSP
35101258	16 (160) MPa (bar)	3/4" (F) BSP

35101222  
35101273

35101216  
35101258



## Adapters, brass

Part No	Connection
25201201	1/2" - 3/8" (M)-(M) BSP
25201228	3/4" - 3/4" (M)-(M) BSP
25201210	1/4" - 1/4" (M)-(M) BSP
25201219	2" - 2" (M)-(M) BSP
25201177	1 1/2" - 1" (M)-(M) BSP
25201216	1/8" - 1/8" (M)-(M) BSP
25201192	1/2" - 1/2" (M)-(M) BSP
25201204	1" - 3/4" (M)-(M) BSP






## Bushings, brass

Part No	Connection
25201061	1/2" - 1/4" (F)-(M) BSP
25201062	1/2" - 3/8" (F)-(M) BSP
25201057	3/8" - 1/4" (F)-(M) BSPT
25201279	1/8" - 1/4" (F)-(M) BSP
25201303	1/4" - 3/8" (F)-(M) BSP
25201267	1/8" - 1/2" (F)-(M) BSP
25201270	3/8" - 1/2" (F)-(M) BSP
25201294	1/2" - 3/4" (F)-(M) BSP
25201300	3/8" - 3/4" (F)-(M) BSP
25201297	1/4" - 3/4" (F)-(M) BSP
25201273	3/4" - 1" (F)-(M) BSP
25201243	1/2" - 1" (F)-(M) BSP
25201276	3/8" - 1" (F)-(M) BSP
25201252	3/4" - 1 1/2" (F)-(M) BSP
25201285	1 1/2" - 2" (F)-(M) BSP
25201282	1" - 2" (F)-(M) BSP



## Hose fitting, brass

Part No	Dimension
38220806	3/8" (10) - 1/2" ØMM-(M) BSP
38220808	1/2" (13) - 1/2" ØMM-(M) BSP
38220406	3,8" (10) - 1/4" ØMM-(M) BSP
38220408	1/2" (13) - 1/4" ØMM-(M) BSP
38220812	1/2" (13) - 3/4" ØMM-(M) BSP
38221208	3/4" (20) - 1/2" ØMM-(M) BSP
38221212	3/4" (20) - 3/4" ØMM-(M) BSP
38221612	3/4" (20) - 1" ØMM-(M) BSP
38221616	1" (25) - 1" ØMM-(M) BSP




## Hose clamp

Part No	Description	Dimension
72101051	Hose clamp Ø8-16mm	Ø8-16 (3/8") mm (inch)
72101126	Hose clamp Ø12-20mm	Ø12-20 (1/2") mm (inch)
72101081	Hose clamp Ø16-25mm	Ø16-25 (5/8") mm (inch)
72101087	Hose clamp Ø20-32mm	Ø20-32 (3/4") mm (inch)



## Adapters, stainless steel

Part No	Thread	Maximum working pressure
78020608	3/8"-1/2" (M)-(M) BSP	64 (640) MPa (bar)
78020808	1/2" (M)-(M) BSP	64 (640) MPa (bar)
78020812	1/2"-3/4" (M)-(M) BSP	64 (640) MPa (bar)
78021212	3/4"-3/4" (M)-(M) BSP	64 (640) MPa (bar)
78020816	1"-1/2" (M)-(M) BSP	64 (640) MPa (bar)
78900808	1/2" - 1/2" (M)-(M) BSP	64 (640) MPa (bar)
78080806	1/2"-3/8" (F)-(M) BSP	64 (640) MPa (bar)
78080808	1/2"-1/2" (F)-(M) BSP	64 (640) MPa (bar)
78310808	1/2" - 1/2" (F)-(M) BSP	64 (640) MPa (bar)
78510808	1/2" (M)-(M)-(M) BSP	64 (640) MPa (bar)
78070808	1/2"-1/2" (F)-(F) BSP	64 (640) MPa (bar)
78050812	3/4"-1/2" (F)-(M) BSP	64 (640) MPa (bar)



## Shut-off valves, steel

Part No	Maximum working pressure	Connection
30201339	50 (500) MPa (bar)	1/8" (F) BSP
30201330	50 (500) MPa (bar)	1/4" (F) BSP
30201354	50 (500) MPa (bar)	3/8" (F) BSP
30201315	50 (500) MPa (bar)	1/2" (F) BSP
30201345	40 (400) MPa (bar)	3/4" (F) BSP
30201300	35 (350) MPa (bar)	1" (F) BSP
30201309	35 (350) MPa (bar)	1 1/4" (F) BSP



## Shut-off valves, brass

Ball valves made of brass with PTFE-seals, long or short levers, intended for oil and air lines.

Part No	Type	Maximum working pressure	Connection
30101117	Lever	6,4 (64) MPa (bar)	3/8" (F) BSP
30101093	Lever	5,0 (50) MPa (bar)	1/2" (F) BSP
30101111	Lever	5,0 (50) MPa (bar)	3/4" (F) BSP
30101081	Lever	5,0 (50) MPa (bar)	1" (F) BSP
30101087	Lever	2,5 (25) MPa (bar)	1 1/4" (F) BSP
30101084	Lever	2,5 (25) MPa (bar)	1 1/2" (F) BSP
30101102	Lever	2,5 (25) MPa (bar)	2" (F) BSP
30101129	Handle	4,0 (40) MPa (bar)	1/4" (F) BSP
30101144	Handle	6,4 (64) MPa (bar)	3/8" (F) BSP
30101123	Handle	6,4 (64) MPa (bar)	1/2" (F) BSP



## Shut-off valves, stainless steel

Part No	Maximum pressure	Connection
30201093	14 (140) MPa (bar)	1/2" (F) BSP
30301040	14 (140) MPa (bar)	3/4" (F) BSP
30301041	14 (140) MPa (bar)	2" (F) BSP



## Shut-off valves, special purpose

Part No	Description
30101069	Ball valve 3-Way G3/4"(f) 40Mpa
28513	Needle valve G1/4" 1Mpa. Air, made of brass
28370	Ball valve G3/4" (f) with pneumatic actuator 24VDC single acting
24627	Drum tap, ball valve G3/4"(m) brass.

30101069



28513



28370



24627



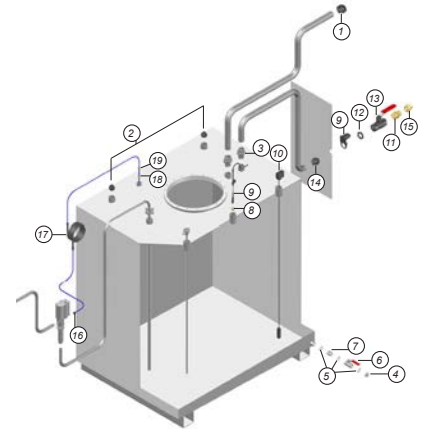
## Tanks for oil

Manufactured in sheet steel in accordance with Swedish standards. The tanks are coated on the outside and untreated on the inside. The upper part is provided with manhole, G2" (f) and G1" (f) threaded connections and a G1 1/2" connection for the level sensor. The tank can also be ordered for outdoor purposes. Order by specifying H x W x D (Total height = H + 225 mm)

Installation kit (99414) for fresh oil tank is composed by the below listed components:

- Ventilation cap 28328
- Plug G2" 9320119
- Union fitting G2" 9320104
- Plug G1" 25101498
- Rubber/steel washer G1" 10103517
- Shut-off valve 1" 30101081
- Fitting steel G1"-G1" 25102011
- Bushing G1"-G1/2" 25201243
- Overfilling protection 23163
- Level gauge 2345475
- Fitting G2" 9320106
- Nut G2" 9320105
- Shut-off valve G2" 30101102
- Fitting G2" 25201219
- Filling connection G2" 28197
- Bushing G1/4"-G1/8" 25101819
- Hose from pressure relief valve 480013M
- Bushing G1"-G3/4" 25201273
- Bushing G3/4"-G1/4" 25201297

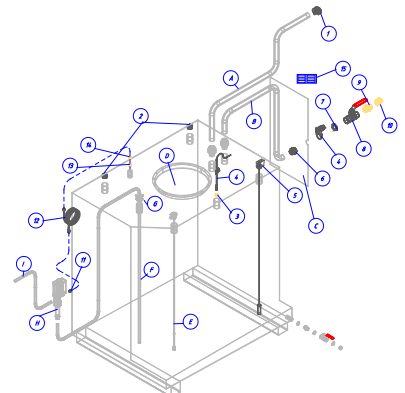
Our tanks are not stocked items, only delivered against order



## Connection kit for fresh oil tank

Connection kit for fresh oil tank including the following: level gauge, overfilling protection, filling connection for trucks, ventilation cap for venting, tank filling label and a hose with adaptors for the pressure relief protection of the pump.

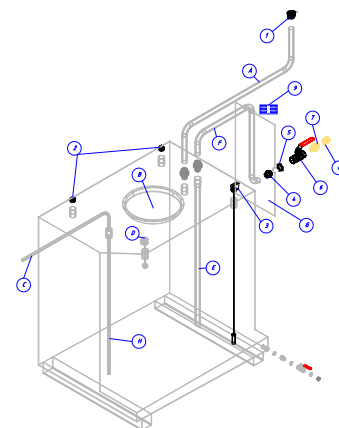
Part No
99414



## Connection kit for waste oil tank

Connection kit for waste oil tank including the following: level gauge, emptying connection for trucks, ventilation cap for venting, plugs on the extra connection points and tank filling label.

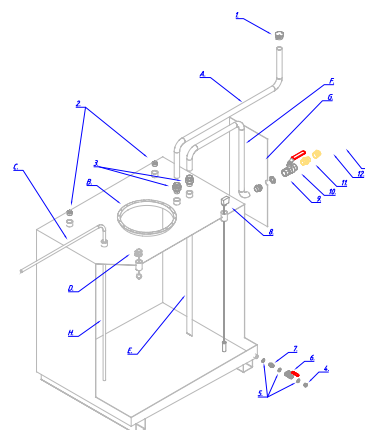
Part No
99415



## Connection kit for used glycol tank

Connection kit for waste liquid tank including the following: level gauge, emptying connection for trucks, ventilation cap for venting, plugs on the extra connection points and tank filling label.

Part No
99416



## Tank accessories

Part No	Description
28328	Ventilation cap for tanks in galvanized steel 180°, G2" (f)
28196	Filling connector in brass, straight for tanks G2" (f)
28197	Filling connector in brass, for tanks 30° G2" (f)
2345475	Level gauge for tanks. Max height of tank 2,5m, connection thread G1 1/2" (m)
29150	Flash Suppressor 2" (f)
97760	Tank filling sticker with holder

28328



2345475



28197



## Filling cabinet

Part No	Dimension
24104	800x600x300 mm



## **14 Sorbents**

Sorbents for oil only.....	196
Universal sorbents.....	197
Spill rugs heavy duty .....	198



## Sorbents for petroleum based liquids


Highly absorbent meltblown polypropylene center for cost-effectiveness. Absorbs petroleum based liquids and repels water. Spunbond on both sides gives superior strength. Spunbond material allows for high abrasion resistance when wiping rough surfaces. Perforations minimize waste. Dimples give added strength. Virtually lint-free. Absorbency in litres/packaging.



## Pads

Our best products for wiping. Strong and doesn't leave any lint. Absorbency in litres/packaging.

Part No	Capacity	Dimension	Quantity
34000	120 l	410 x 460 mm	100 pce
34001	154 l	410 x 460 mm	200 pce



## Rolls

For industrial cleaning, very absorbent and doesn't leave lint. Absorbency in litres/packaging.

Part No	Capacity	Dimension	Quantity
34002	120 l	410 mm	46 m
34003	240 l	810 mm	46 m



## Mini booms

Filled with 100% polypropylene for cost effectiveness. Flexible - can thereby be shaped around leaky machinery or drums. Available in different sizes. Can also be used during clean up of smaller oil spills on water. Ideal for use in order to surround and contain liquids during a land spill. Absorbs petroleum based liquids and repels water. Absorbency in litres/packaging.

Part No	Capacity	Dimension	Quantity
34004	85 l	Ø 76 x 1220 mm	15 pce
34005	84 l	Ø 76 x 3050 mm	6 pce
34006	135 l	Ø 130 x 3000 mm	4 pce



## Drum tops


Already have pre-cut holes in order to perfectly fit on 200 liter drums. Prevents drum top leaks from reaching the floor, thus preventing slippery floors. Absorbs petroleum based liquids and repels water. Only for oil and other petroleum based products. Absorbency in litres/packaging.

Part No	Capacity	Dimension	Quantity
34007	50 l	Ø 560 mm	25 pce
34008	~2 l	Ø 560 mm	1 pce



## Sorbents for oil and water

Absorbs and retains oil, water, solvents, coolants, etc. Available in various weights. Keeps floors clean and dry. Place under and around machinery, use to line shelves, and for clean-up applications. Use as a rag for quick wipe-ups. Dimple bonded for strength. Center perforated for a customized fit. Absorbency in litres/packaging.



## Pads

Part No	Capacity	Dimension	Quantity
34100	108 l	410x460 mm	100 pce
34101	133 l	410x460 mm	200 pce



## Rolls

Part No	Capacity	Dimension	Quantity
34102	120 l	410 mm	46 m
34103	240 l	810 mm	46 m



## Sorbents for universal use

Absorbs most industrial liquids (oil-based as well as water-based). One-sided spunbond gives added strength. Spunbond material allows for high abrasion resistance when used in high traffic areas. All rolls are perforated down center as well as across the width thus minimizing waste. Packed in a sturdy box for easy handling. Dimples add strength. Rolls are static resistant, giving greater safety when handling flammable liquids. Absorbency in litres/packaging.

## Pads

Part No	Capacity	Dimension	Quantity
34104	120 l	410 x 460 mm	100 pce



## Mini booms for all fluids

Flexible - can thereby be shaped around leaky machinery or drums. Available in two different lengths for added customer choice. Can also be used during clean up of smaller oil spills on water. Ideal for use in order to surround and contain liquids during a land spill. Absorbs petroleum based liquids as well as water based liquids. Can be used as temporary containment during a spill situation. Absorbency in litres/packaging.


Part No	Capacity	Dimension	Quantity
34106	85 l	Ø 76 x 1220 mm	15 pce
34107	84 l	Ø 76 x 3050 mm	6 pce



## Drum tops

Already have pre-cut holes in order to perfectly fit on 200 liter drums. Prevents drum top leaks from reaching the floor, thus preventing slippery floors. Absorbs most industrial liquids (oil-based as well as water-based.) Absorbency/capacity in litres/packaging

Part No	Capacity	Dimension	Quantity
34108	50 l	Ø 560 mm	25 pce



## Spill rug

Absorbs most industrial liquids (oil-based as well as water-based). Spunbond on one side gives superior strength. Spunbond material allows for high abrasion resistance when used in high traffic areas. All rolls are perforated twice down the center as well as across the width thus minimizing waste. Camouflage pattern masks stains and keeps floor looking clean. Thick outer spunbond layer makes product extra resistant. Perforated down center as well as across width. Absorbency in litres/packaging.





## Rolls

Part No	Capacity	Dimension	Quantity
34110	264 l	810 mm	46 m



## Spill rug

Made from adsorbent needle punched polypropylene. Extremely strong construction allows for both walking and driving on rolls. Absorbs petroleum based as well as water based liquids. Ideal for putting in walkways or around machinery with heavy traffic. With anti-slip, impermeable backing to protect floors. Absorbency in litres/packaging.



## Rolls

Part No	Capacity	Dimension	Quantity
34120	80 l	910 mm	30,5 m



## Spill rug for in and outside use

Heavy duty poly backing prevents leaking of liquids into the ground. 3-piece construction gives high durability. Top layer gives UV protection, thereby warranting a longer lifespan of product. Applications including: under transformers to prevent oils from leaking onto ground, factory floors where liquids must not penetrate onto floor, factories/warehouses where a durable sorbent is needed due to high traffic and under heavy equipment (stamping tools, etc) in order to protect floor. Absorbency in litres/packaging.



## Rolls

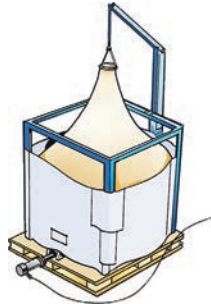
Part No	Capacity	Dimension	Quantity
34121	352 l	1470 mm	24 m



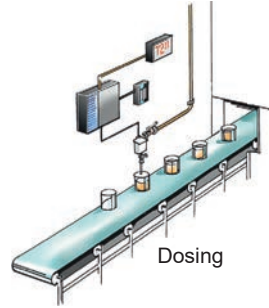
# Industry



Distribution Equipment



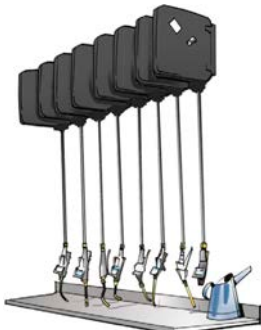
Pumping



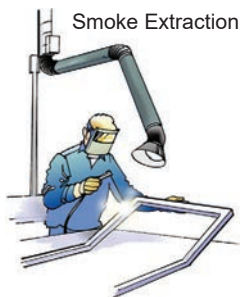

Dosing



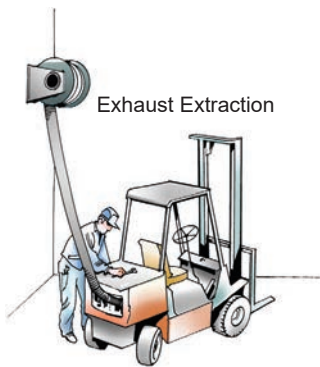
Accessories



Hose Reels

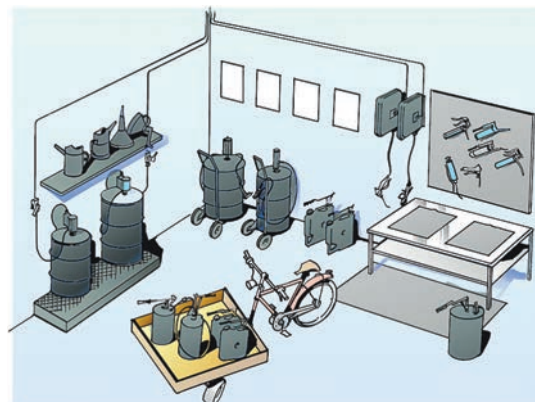



Smoke Extraction



Exhaust Extraction

Mobile Units



Complete Solutions



**Alentec & Orion AB**

Grustagsvägen 4  
SE-138 40 Älta  
Sweden  
Tel: +46 8 747 67 00  
Fax: +46 8 715 20 74  
E-mail: [info@alentec.se](mailto:info@alentec.se)  
[www.alentec.com](http://www.alentec.com)

**Alentec Orion Ltd**

Barrs Fold Road  
Wingates Industrial Park  
Westhoughton, BL5 3XP  
United Kingdom  
Tel: +44 116 284 60 40  
Fax: +44 116 284 60 70  
E-mail: [sales@alentec-orion.co.uk](mailto:sales@alentec-orion.co.uk)  
[www.alentec-orion.co.uk](http://www.alentec-orion.co.uk)

**Orion Lube System nv/sa**

Eksaardse Rijweg 236  
9041 Oostakker  
Belgium  
Tel: +32 9 250 94 60  
Fax: +32 9 250 94 69  
E-mail: [info@orion-lube.be](mailto:info@orion-lube.be)  
[www.orion-lube.be](http://www.orion-lube.be)

**Autolube Orion, S.A.S.**

64, Rue du Puits Charles  
58400 La Charité Sur Loire  
France  
Tel.: +33 3 86 60 47 75  
Fax: +33 2 34 09 01 35  
E-mail: [info@autolubeorion.com](mailto:info@autolubeorion.com)  
[www.autolubeorion.com](http://www.autolubeorion.com)

*Distributor*